



Class Portfolio Counts Since Nexus

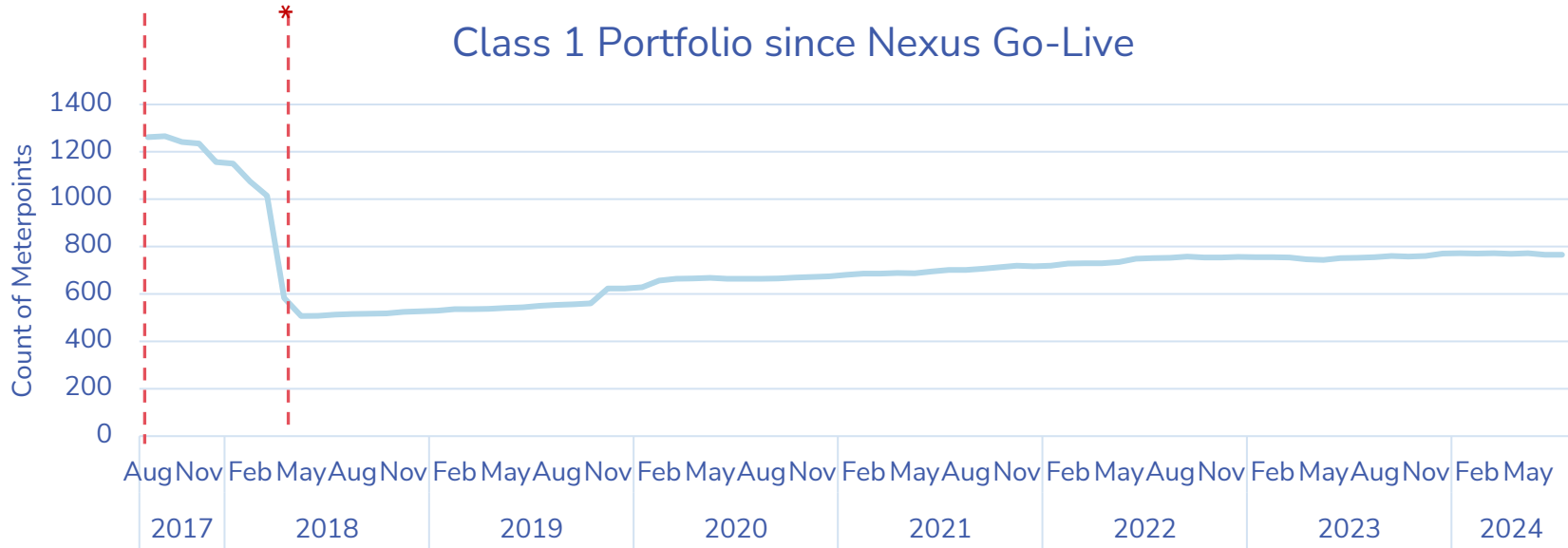
31/07/2024

Notes

- The data in these slides is for all MPRNs in each Class at the given snapshot time
- No exclusions were made on the data in respect to Meterpoint status, asset type or any other defining item
- The data for the portfolio timeline is comprised of data snapshots taken at the start of each month from Nexus implementation to July-24

Class 1 Portfolio

DM meter points defaulted to class 1 post-Nexus



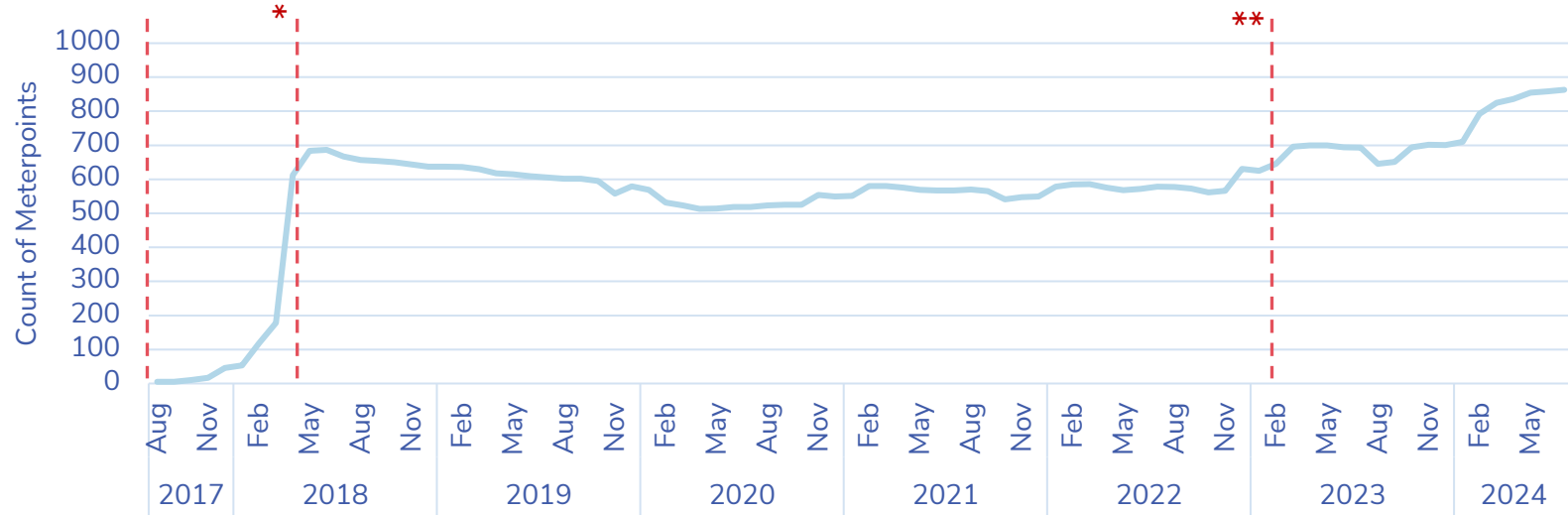
** 01/04/2018 – end of Class 2 soft landing, sites reclassified to Class 4 unless Shippers have already reconfirmed to a new Class (or back to Class 2)*

- Total SMPs Class 1
- Aug 2017 – 1266
 - Sept 2018 – 516
 - July 2024 - 765

Class 2 Portfolio

DM meter points defaulted to class 1 post-Nexus

Class 2 Portfolio since Nexus Go-Live



* 01/04/2018 – end of Class 2 soft landing, sites reclassified to Class 4 unless Shippers have already reconfirmed to a new Class (or back to Class 2)

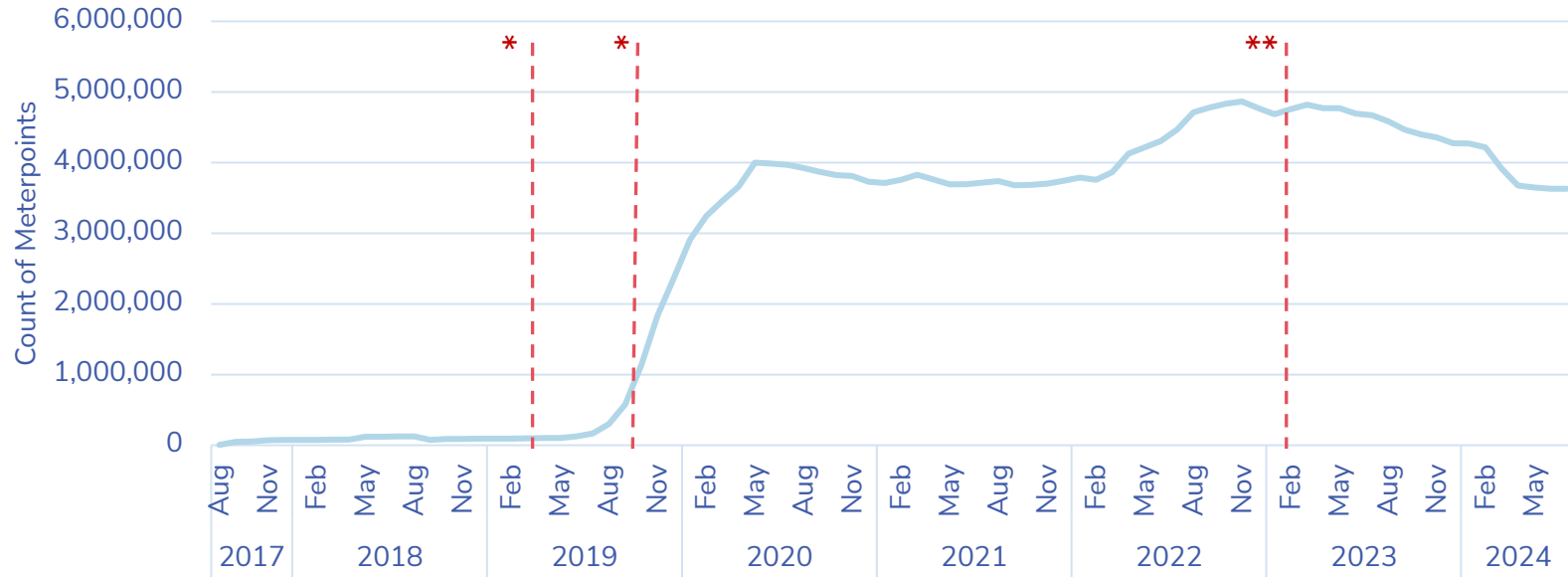
** February 2023 – Implementation of Modification 0664VVS (Transfer of Sites with Low Valid Meter Reading Submission Performance from Classes 2 and 3 into Class 4)

Total SMPs Class 2

- April 2018 – 612
- May 2018 – 684
- Feb 2023 – 646
- Jul 2024 – 863

Class 3 Portfolio

Class 3 Portfolio since Nexus Go-Live



* March 2019 – Updated draft Allocation of Unidentified Gas Statement showed significant benefit to being in Class 3 compared to Class 4 from 1 October 2019 onwards

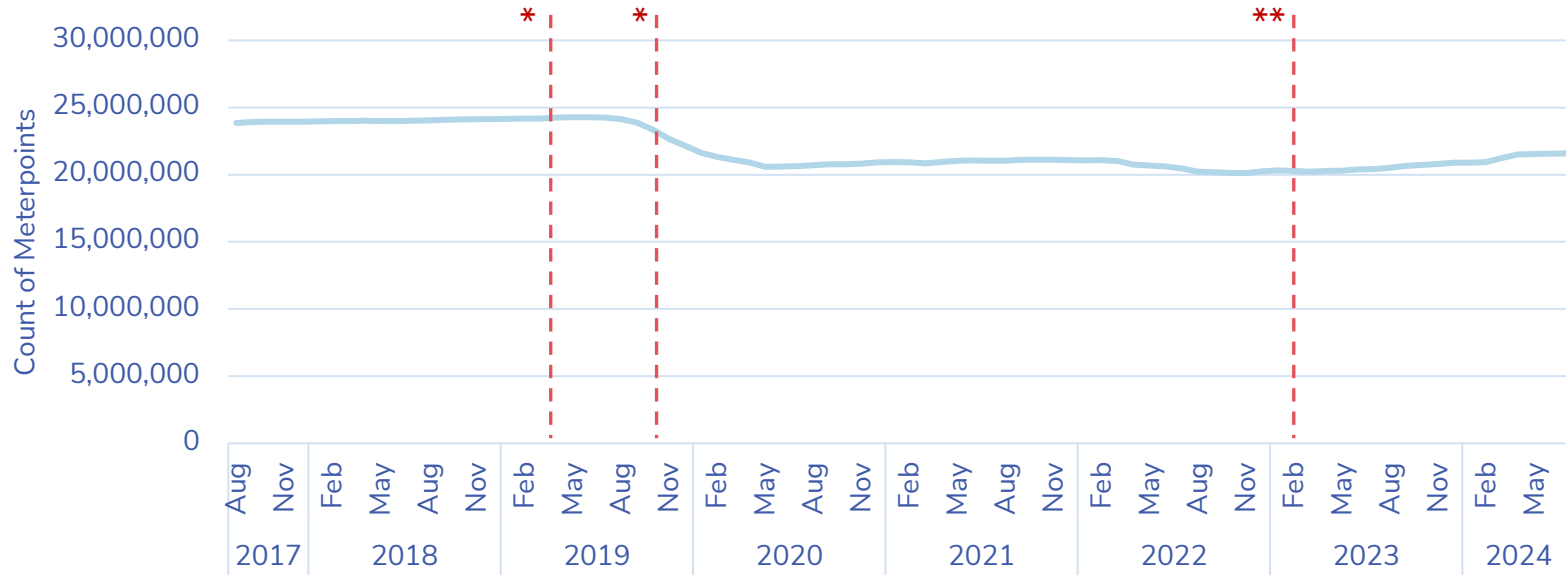
** February 2023 – Implementation of Modification 0664VVS (Transfer of Sites with Low Valid Meter Reading Submission Performance from Classes 2 and 3 into Class 4)

Total SMPs Class 3

- March 2019 – 98,425
- Oct 2019 – 1,136,411
- Feb 2023 -4,758,205
- Jul 2024 – 3,632,411

Class 4 Portfolio

Class 4 Portfolio since Nexus Go-Live



* March 2019 – Updated draft Allocation of Unidentified Gas Statement showed significant benefit to being in Class 3 compared to Class 4 from 1 October 2019 onwards

** February 2023 – Implementation of Modification 0664VVS (Transfer of Sites with Low Valid Meter Reading Submission Performance from Classes 2 and 3 into Class 4)

Total SMPs Class 4

- March 2019 – 24,192,172
- Oct 2019 – 21,343,747
- Feb 2023 -20,271,306
- Jul 2024 – 21,579,980

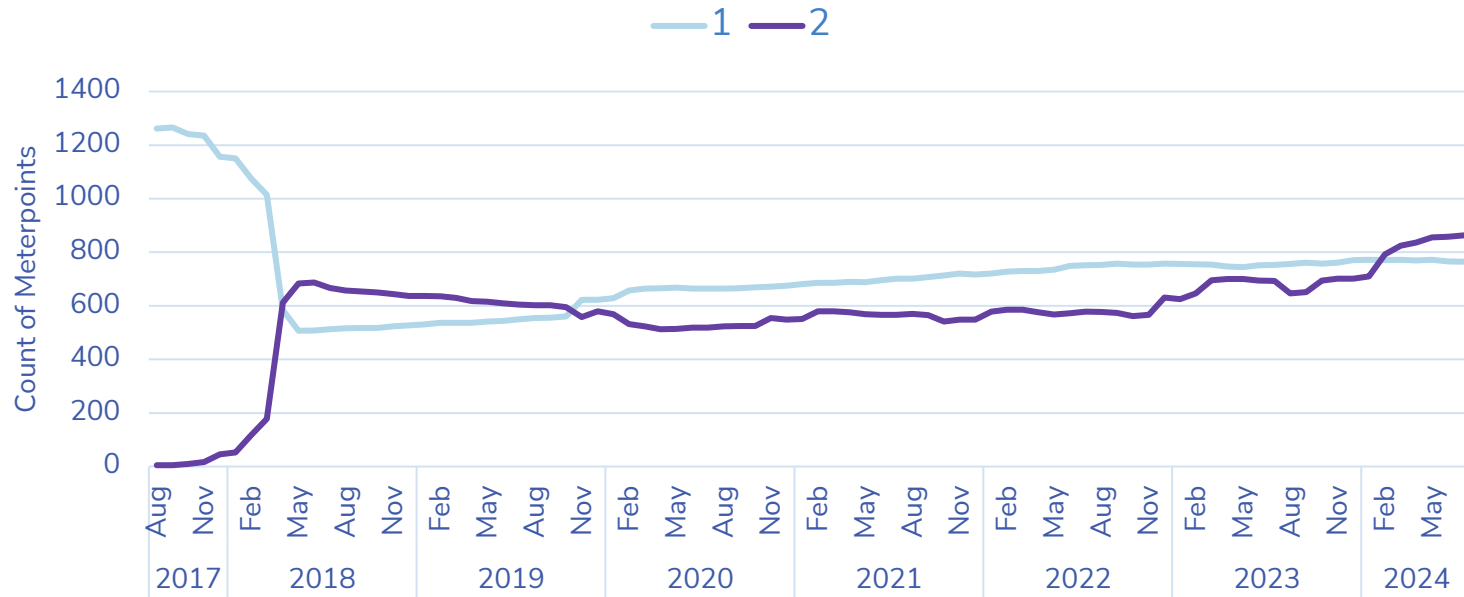


Appendix Graphs

xserve

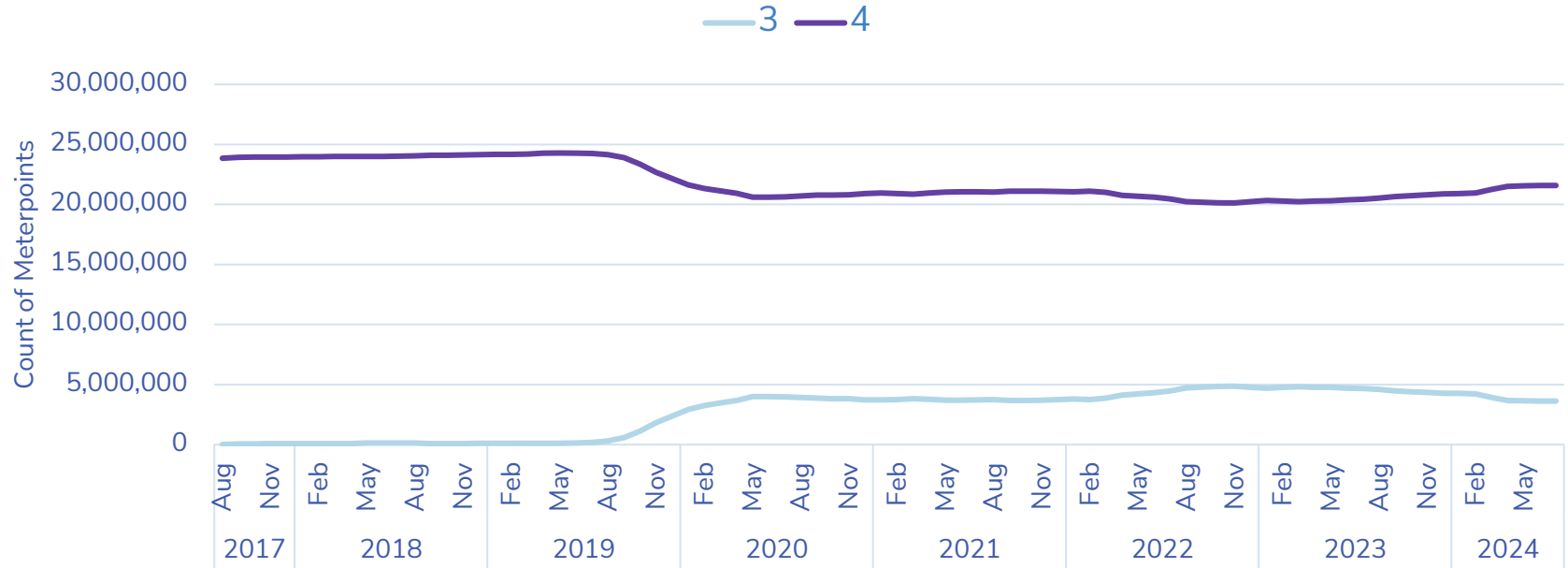
DM Portfolio's Overlaid

DM Portfolio since Nexus Go-Live by Class



NDM Portfolio's Overlaid

NDM Portfolio since Nexus Go-Live by Class



xserve