


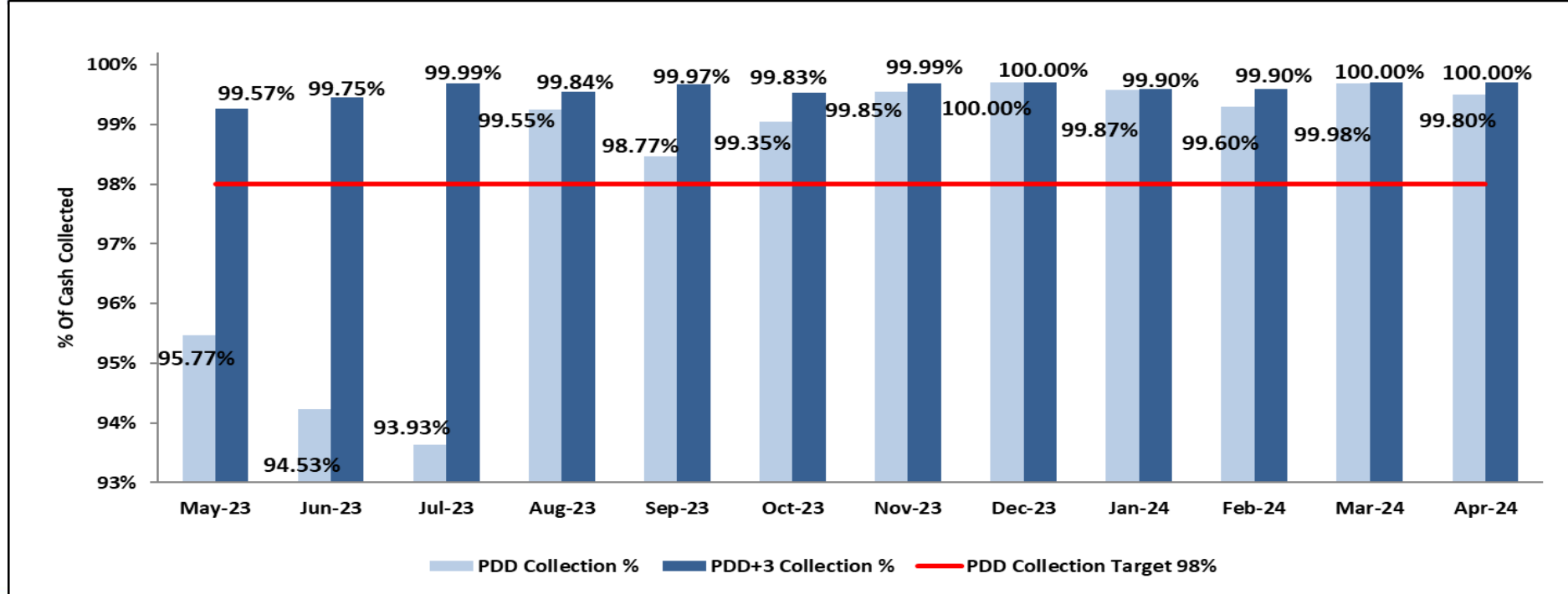


DSC Credit Committee Operational Update

May 2024 Quarterly Meeting

DSC Credit Committee Scorecard – Quarterly Meeting May 2024

Subject Areas	Areas to cover	Quarterly RAG
 <p>Cash Collection</p>	<ul style="list-style-type: none"> Percentage of Cash Collected by Payment Due Date Percentage of Cash Collected by Payment Due Date +3 Percentage of Cash Collected by Payment Due Date +3 	<ul style="list-style-type: none"> Good collection performance February, March and April at payment due with further payments being made by PDD+3 No concerns regarding payments.



Cash Collection

Month	Invoices Due for Collection	Payment Due Date	Payment Due Date +3
February	£8,534,323.46	£8,499,824.98	£8,525,612.66
March	£8,570,529.71	£8,569,026.11	£8,570,529.71
April	£8,504,235.15	£8,487,365.35	£8,504,231.55




Failure to Pay Notices Issued

Month	Failure to Pay Notices Issued	Value
February	3	£34,214.08
March	1	£1,503.60
April	4	£16,868.90

Direct Debit Customers

2024	Number of Customers Using Direct Debit	Monthly Value Collected
March	12	£36,791.42
April	11	£31,777.80
May	13	£344,171.73

DSC Credit Committee Scorecard – Quarterly Meeting May 2024

Subject Areas	Areas to cover	Quarterly RAG
 Invoicing	<ul style="list-style-type: none">• Invoicing Issues• Late Paid Interest	<ul style="list-style-type: none">• No invoicing issues reported during this quarter.• Total of in Late Paid Interest charges invoiced in February, March and April 2024 £657.06
 Escalations	<ul style="list-style-type: none">• Escalations to Committee	<ul style="list-style-type: none">• No escalations to committee during the last quarter.
 Outlook	<ul style="list-style-type: none">• Focus Areas for next quarter• Modifications Updates	<ul style="list-style-type: none">• Continue early engagement with customers leading up to payment due date.• Continue communications with administrators in pursuit of debt left from failed users.

Securities - Published Credit Ratings

Total Customers Supported with Credit Rating	Total Value of Credit Rating	Number of Customers with April Invoices	Value of April Invoices
297 – (88%)	£3,127,765,001.03	59	£2,659,307.85

£1 - £5,000

Number of Customers	Total Security Cover	Customers who had April Invoices	Value
49	£36,625.00	5	£565.73

£5,500 - £100,000

Number of Customers	Total Security Cover	Customers who had April Invoices	Value
42	£1,935,360.00	6	£13,309.46

£120,000 - £400,000

Number of Customers	Total Security Cover	Customers who had April Invoices	Value
44	£10,592,125.00	13	£40,110.21

£500,000 - £1,000,000

Number of Customers	Total Security Cover	Customers who had April Invoices	Value
24	£16,346,418.00	6	£531,136.70

£1,050,000 – £9,500,000

Number of Customers	Total Security Cover	Customers who had April Invoices	Value
75	£259,487,352.00	16	£1,164,809.20

£9,900,000,000 - £100,000,000

Number of Customers	Total Security Cover	Customers who had April Invoices	Value
63	£2,839,367,121.00	13	£909,376.55

Securities - Other

Type of Security	Number of Customers	Percentage	Financial Value
Prepayment customers	25	7%	Payment is made before service is provided
Secured with a Letter of Credit, Parent Company Guarantee or Deposit Deed	17	5%	£4,101,080
Immediate Payment Terms	0	0%	N/A