



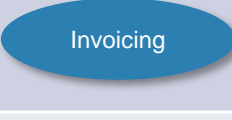
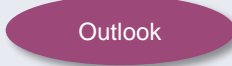


## Energy Balancing Credit Committee Scorecard – January 2024

Subject Areas	Areas to cover	Monthly RAG
	<ul style="list-style-type: none"> <li>Actual percentage of Cash Collected by Payment Due Date Actual percentage of Cash Collected by Payment Due Date+2 Target - Average percentage of 98% at Payment Due Date over rolling 12-month period.</li> <li>Target – 100% collected at Payment Due Date +2</li> </ul>	<ul style="list-style-type: none"> <li>99.98% collected by Payment Due Date.</li> <li>100% collected by Payment Due Date +2.</li> <li>99.39% average at PDD over rolling 12-month period.</li> </ul>
	<ul style="list-style-type: none"> <li>Security Renewals completed within month</li> <li>Further Security Requests</li> <li>Cash Calls</li> <li>Alerts</li> <li>Credit Agency Update</li> </ul>	<ul style="list-style-type: none"> <li>100% January securities renewed without issue.</li> <li>4 Cash Calls issued this reporting month.</li> <li>No bank downgrades or credit agency alerts requiring action.</li> </ul>
	<ul style="list-style-type: none"> <li>Terminated Users</li> <li>Debt</li> <li>Administrator Updates</li> </ul>	<ul style="list-style-type: none"> <li>Debt being pursued for 15 failed users (shippers &amp; suppliers failed while operating under the Deed of Undertaking) totaling £82,204,338.93.</li> <li>Dividend payments received to date on outstanding Energy Balancing debt £2,214,937.98.</li> <li>Debt smeared to community via Energy Balancing Invoicing. Net value of £416,727.73 smeared to industry in January 2024.</li> </ul>
	<ul style="list-style-type: none"> <li>Escalations to Committee</li> </ul>	<ul style="list-style-type: none"> <li>No escalations to the committee for the month of January.</li> </ul>
	<ul style="list-style-type: none"> <li>Invoicing Issues</li> <li>Late Paid Interest</li> </ul>	<ul style="list-style-type: none"> <li>Late payment charges accrued in January net total £183.50 which will be invoiced in May 2024 via Energy Balancing.</li> <li>No invoicing issues reported.</li> </ul>
	<ul style="list-style-type: none"> <li>Focus Areas for next quarter</li> <li>Modifications</li> </ul>	<ul style="list-style-type: none"> <li>Continuing to monitor financial institutions providing security and individual organisations through credit agencies.</li> <li>Team focus remains on early engagement with customers to identify any issues.</li> </ul>

# Financial Institutions Headroom

Bank	Aggregate Limit	Available Head room %	Available Head Room £
Societe Generale	£35,000,000	0.00%	£0.00
SMBC Bank International plc	£35,000,000	0.00%	£0.00
Credit Agricole Corporate and Investment Bank	£75,000,000	5.01%	£3,755,000.00
MUFG Bank, Ltd.	£35,000,000	10.29%	£3,600,000.00
ING Bank N.V.	£75,000,000	29.44%	£22,078,000.00
Mizuho Bank, Ltd.	£35,000,000	30.86%	£10,800,000.00
Standard Chartered Bank	£75,000,000	33.08%	£24,810,000.00
Skandinaviska Enskilda Banken AB	£75,000,000	42.00%	£31,500,000.00
DNB Bank ASA	£75,000,000	43.83%	£32,870,000.00
HSBC Bank plc	£75,000,000	45.11%	£33,830,000.00
Santander UK plc	£35,000,000	46.71%	£16,350,000.00
DBS Bank Ltd.	£75,000,000	47.73%	£35,800,000.00
BNP Paribas	£75,000,000	49.05%	£36,790,000.00
Lloyds Bank Corporate Markets plc	£75,000,000	56.27%	£42,200,000.00
Barclays Bank PLC	£75,000,000	65.03%	£48,770,000.00
Landesbank Hessen-Thuringen Girozentrale	£75,000,000	66.67%	£49,999,000.00
Nordea Bank Abp	£75,000,000	85.12%	£63,840,000.00
Svenska Handelsbanken AB	£75,000,000	91.99%	£68,990,000.00
DZ BANK AG	£75,000,000	91.88%	£68,911,000.00
JPMorgan Chase Bank, N.A.	£75,000,000	92.00%	£69,000,000.00
HSBC UK Bank plc	£75,000,000	93.33%	£70,000,000.00
Credit Industriel et Commercial	£75,000,000	94.27%	£70,700,000.00
Citibank, N.A.	£75,000,000	94.87%	£71,150,000.00
Lloyds Bank plc	£75,000,000	98.67%	£74,000,000.00
Danske Bank A/S	£35,000,000	99.56%	£34,845,000.00
Close Brothers Limited	£75,000,000	100.00%	£75,000,000.00
Landesbank Baden-Wuerttemberg	£75,000,000	100.00%	£75,000,000.00
NATIXIS S.A.	£35,000,000	100.00%	£35,000,000.00
Rabobank	£75,000,000	100.00%	£75,000,000.00
Royal Bank of Canada	£75,000,000	100.00%	£75,000,000.00
As at 01/02/2024			