



PAC August 2019

AQ At Risk

Updated Statistics and Visualisation

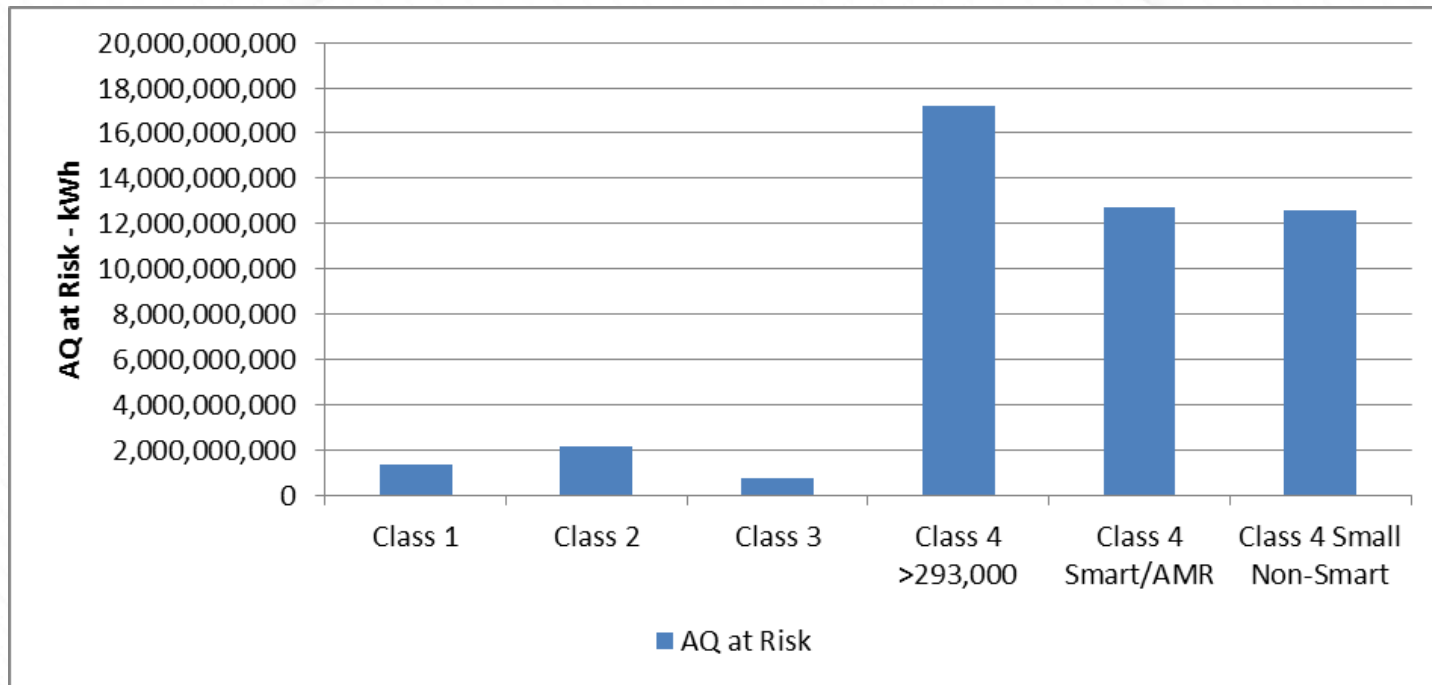
Background

- Xoserve UIG Task Force has identified lack of Meter Reads as a major risk factor for UIG
 - For Class 1 and 2 sites, this means that an estimate is used in daily allocation – difference between estimate and actual creates UIG – resolved once an actual reading is received
 - For Class 3 and 4 sites, this delays reconciliation and means that the AQ could be out of date
- Task Force has developed a set of prototype reports that focus on “AQ at Risk” due to lack of meter readings
- **Data only available on 10th day following month end – hence delay to submission to PAC**

Breakdown of Meter Points

- Reports are for live sites only, broken down into:
 - Class 1 – no reads for 3 months (daily read requirement)
 - Class 2 – no reads for 3 months (daily read requirement)
 - Class 3 – no reads for 3 months (batched daily read requirement)
 - Class 4 AQ >293,000 kWh – no reads for 3 months (monthly read requirement)
 - Class 4 AQ <293,000 kWh, Smart/AMR equipment recorded on UKLink – no reads for 3 months (should be read monthly)
 - Class 4 AQ <293,000 kWh, without Smart/AMR equipment recorded on UKLink – no reads for 15 months (should be read annually)

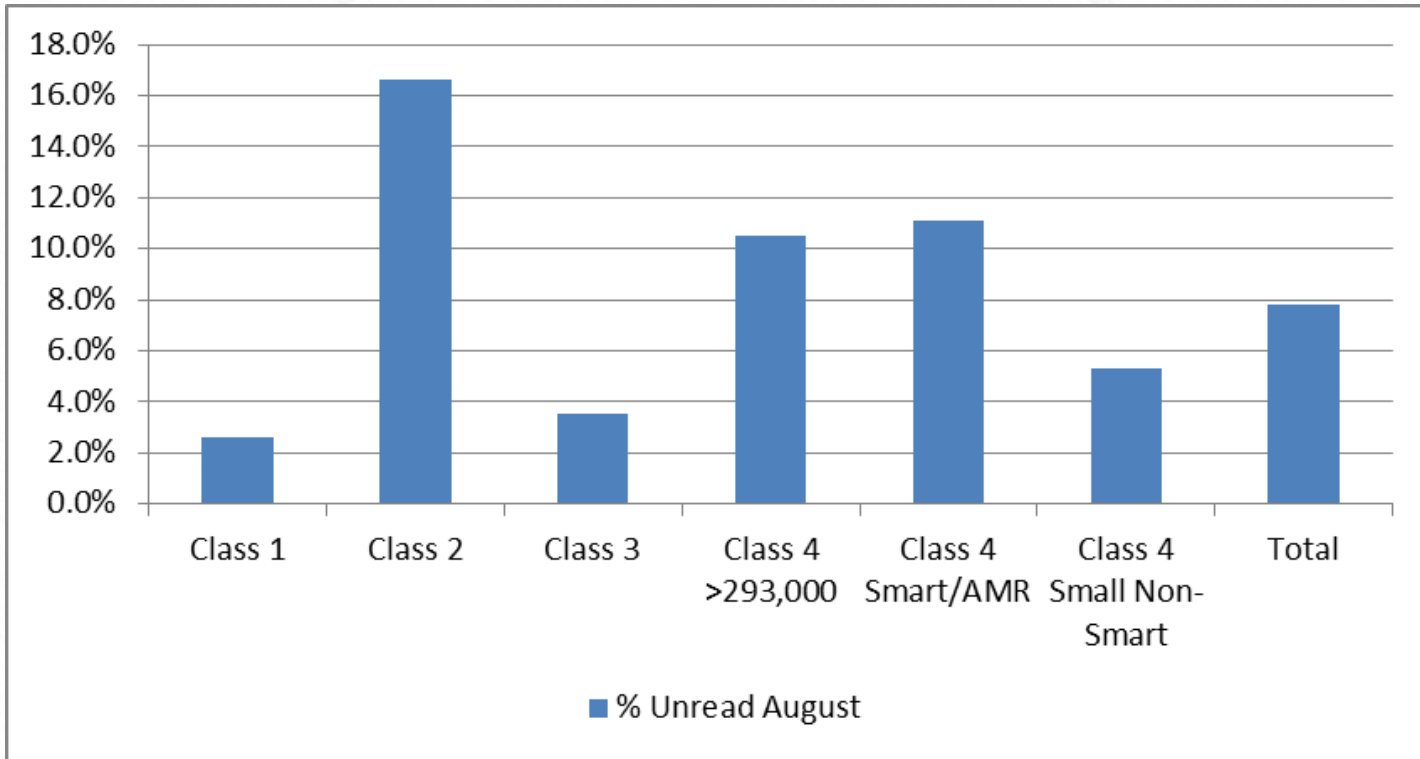
AQ at Risk Breakdown as at 1 August 2019



Total AQ at risk – 47 tWh of AQ – c 8% of the LDZ portfolio.

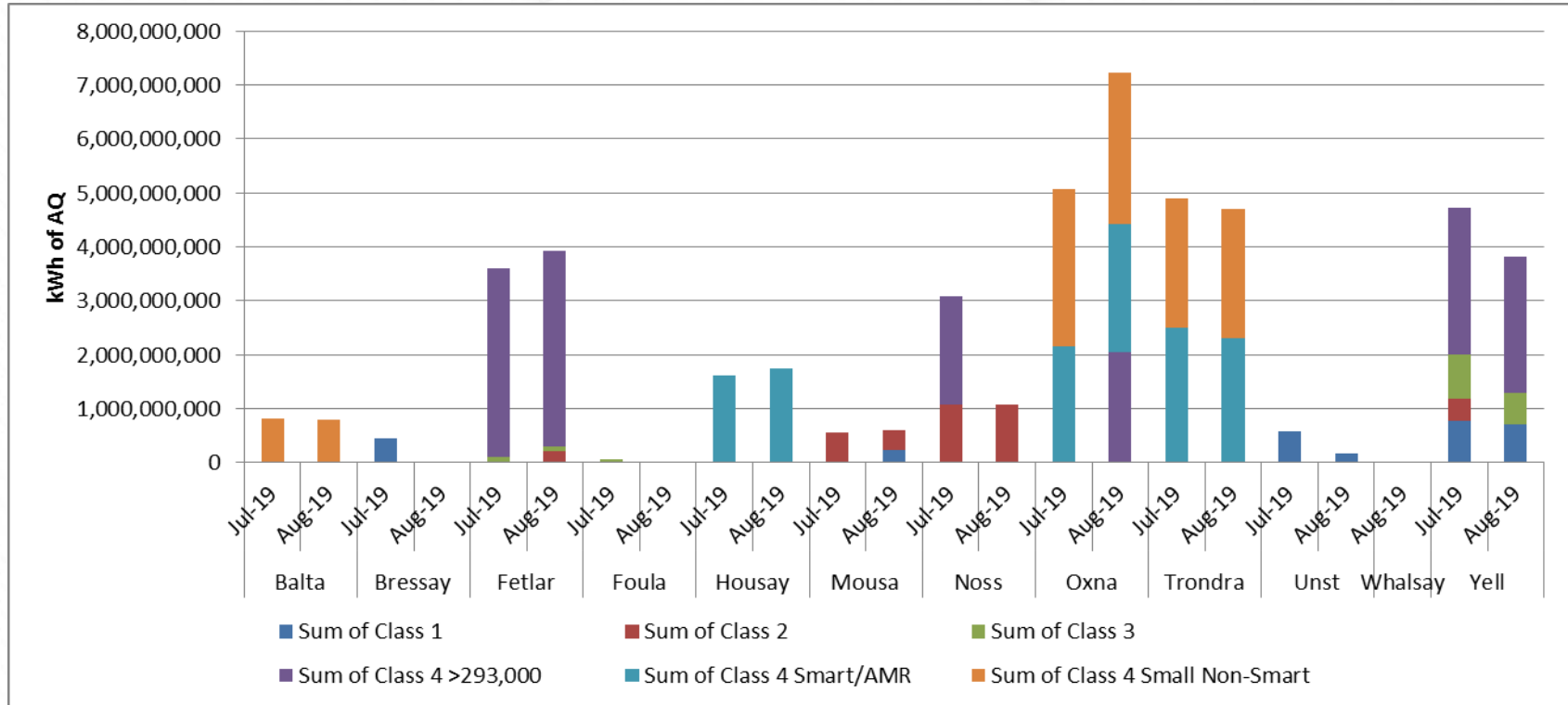
Classes 1 to 3 have all reduced since last month – Class 4 >293,000 has increased

AQ at Risk Breakdown as at 1 Aug 2019 – % of Total



Small improvement from 8.4% of national AQ last month to 7.8% this month

Top 3 Shippers for each Category of AQ at Risk



10 Shippers have over 50% of the total AQ at risk

In each case there is a clear top 2 or three Shippers in AQ terms

Oxna have moved into the Top 3 for Class 4 Large sites this month

Action Update

- Share statistics and Codenames with CAMs – *done but too early to have comprehensive feedback*
- Compare Class 1 AQ at Risk stats to PAFA reports – *all Coded Shippers appear on PAFA stats and are highlighted – but some poorly performing Shippers may only have small portfolios*
- Ascertain whether these Shippers share the same MAM – *MAM data is held at meter point level – this would require a query against large volumes of meter points*

xserve

