



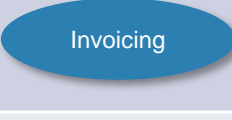
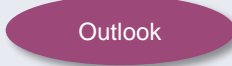


Energy Balancing Credit Committee Scorecard – August 2023

Subject Areas	Areas to cover	Monthly RAG
	<ul style="list-style-type: none"> Actual percentage of Cash Collected by Payment Due Date Actual percentage of Cash Collected by Payment Due Date+2 Target - Average percentage of 98% at Payment Due Date over rolling 12 month period. Target – 100% collected at Payment Due Date +2 	<ul style="list-style-type: none"> 99.90% collected by Payment Due Date. 100% collected by Payment Due Date +2. 99.28% average at PDD over rolling 12-month period.
	<ul style="list-style-type: none"> Security Renewals completed within month Further Security Requests Cash Calls Alerts Credit Agency Update 	<ul style="list-style-type: none"> 100% May securities renewed without issue. 0 Cash Calls issued this reporting month. No bank downgrades or credit agency alerts requiring action.
	<ul style="list-style-type: none"> Terminated Users Debt Administrator Updates 	<ul style="list-style-type: none"> Debt being pursued for 16 failed users (shippers & suppliers failed while operating under the Deed of Undertaking) totaling £83,751,154.97 Dividend payments received to date on outstanding Energy Balancing debt £2,214,937.98. Debt smeared to community via Energy Balancing Invoicing. Net value of £185,965.23 smeared to industry in August 2023.
	<ul style="list-style-type: none"> Escalations to Committee 	<ul style="list-style-type: none"> No escalations to the committee for the month of August.
	<ul style="list-style-type: none"> Invoicing Issues Late Paid Interest 	<ul style="list-style-type: none"> Late payment charges accrued in August net total £300.59 which will be invoiced in October 2023 via Energy Balancing. No invoicing issues reported.
	<ul style="list-style-type: none"> Focus Areas for next quarter Modifications 	<ul style="list-style-type: none"> Continuing to monitor financial institutions providing security and individual organisations through credit agencies. Team focus remains on early engagement with customers to identify any issues.

Financial Institutions Headroom

Bank	Aggregate Limit	Available Head room %	Available Head Room £
Societe Generale	£35,000,000	0.00%	£0.00
SMBC Bank International plc	£35,000,000	0.00%	£0.00
Credit Agricole Corporate and Investment Ba	£75,000,000	9.81%	£7,355,000.00
DNB Bank ASA	£75,000,000	15.83%	£11,870,000.00
Lloyds Bank Corporate Markets plc	£35,000,000	19.14%	£6,700,000.00
Mizuho Bank, Ltd.	£35,000,000	32.57%	£11,400,000.00
MUFG Bank, Ltd.	£35,000,000	32.57%	£11,400,000.00
Standard Chartered Bank	£75,000,000	32.81%	£24,610,000.00
Santander UK plc	£35,000,000	39.57%	£13,850,000.00
SEB AB	£75,000,000	42.00%	£31,500,000.00
HSBC Bank plc	£75,000,000	45.11%	£33,830,000.00
BNP Paribas	£75,000,000	45.75%	£34,315,000.00
DBS Bank Ltd.	£75,000,000	49.20%	£36,900,000.00
Barclays Bank PLC	£75,000,000	65.03%	£48,770,000.00
Landesbank Hessen-Thuringen Girozentrale	£75,000,000	66.67%	£49,999,000.00
ING Bank N.V.	£75,000,000	69.70%	£52,278,000.00
Nordea Bank Abp	£75,000,000	74.27%	£55,700,000.00
JPMorgan Chase Bank, N.A.	£75,000,000	84.00%	£63,000,000.00
Svenska Handelsbanken AB	£75,000,000	91.79%	£68,845,000.00
DZ BANK AG	£75,000,000	92.97%	£69,730,000.00
HSBC UK Bank plc	£75,000,000	93.33%	£70,000,000.00
Credit Industriel et Commercial	£75,000,000	94.47%	£70,850,000.00
Citibank, N.A.	£75,000,000	94.87%	£71,150,000.00
Lloyds Bank plc	£75,000,000	98.67%	£74,000,000.00
Danske Bank A/S	£35,000,000	99.77%	£34,918,000.00
Close Brothers Limited	£75,000,000	100.00%	£75,000,000.00
Landesbank Baden-Wuerttemberg	£75,000,000	100.00%	£75,000,000.00
NATIXIS S.A.	£35,000,000	100.00%	£35,000,000.00
Rabobank	£75,000,000	100.00%	£75,000,000.00
Royal Bank of Canada	£75,000,000	100.00%	£75,000,000.00
As at 08/09/2023			