



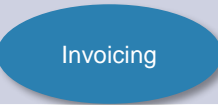



Energy Balancing Credit Committee Scorecard – June 2023

Subject Areas	Areas to cover	Monthly RAG
 <p>Cash Collection</p>	<ul style="list-style-type: none"> Actual percentage of Cash Collected by Payment Due Date Actual percentage of Cash Collected by Payment Due Date+2 Target - Average percentage of 98% at Payment Due Date over rolling 12 month period. Target – 100% collected at Payment Due Date +2 	<ul style="list-style-type: none"> 99.47% collected by Payment Due Date. 100% collected by Payment Due Date +2. 99.26% average at PDD over rolling 12-month period.
 <p>Security</p>	<ul style="list-style-type: none"> Security Renewals completed within month Further Security Requests Cash Calls Alerts Credit Agency Update 	<ul style="list-style-type: none"> 100% May securities renewed without issue. 0 Cash Calls issued this reporting month. No bank downgrades or credit agency alerts requiring action.
 <p>Debt</p>	<ul style="list-style-type: none"> Terminated Users Debt Administrator Updates 	<ul style="list-style-type: none"> Debt being pursued for 17 failed users (shippers & suppliers failed while operating under the Deed of Undertaking) totaling £85,585,404.96 Dividend payments received to date on outstanding Energy Balancing debt £191,141.46. Debt smeared to community via Energy Balancing Invoicing. Net value of £171,598.52 smeared to industry in June 2023.
 <p>Escalations</p>	<ul style="list-style-type: none"> Escalations to Committee 	<ul style="list-style-type: none"> No escalations to the committee for the month of June.
 <p>Invoicing</p>	<ul style="list-style-type: none"> Invoicing Issues Late Paid Interest 	<ul style="list-style-type: none"> Late payment charges accrued in June net total £527.18 which will be invoiced in September 2023 via Energy Balancing. No invoicing issues reported.
 <p>Outlook</p>	<ul style="list-style-type: none"> Focus Areas for next quarter Modifications 	<ul style="list-style-type: none"> Continuing to monitor financial institutions providing security and individual organisations through credit agencies. Team focus remains on early engagement with customers to identify any issues.

Financial Institutions Headroom

Bank	Aggregate Limit	Available Head room %	Available Head Room £
Societe Generale	£35,000,000	0.00%	£0.00
SMBC Bank International plc	£35,000,000	0.00%	£0.00
Lloyds Bank Corporate Markets plc	£35,000,000	19.14%	£6,700,000.00
MUFG Bank, Ltd.	£35,000,000	27.14%	£9,500,000.00
Mizuho Bank, Ltd.	£35,000,000	32.57%	£11,400,000.00
DNB Bank ASA	£75,000,000	15.83%	£11,870,000.00
Santander UK plc	£35,000,000	39.57%	£13,850,000.00
Credit Agricole Corporate and Investme	£75,000,000	33.14%	£24,855,000.00
BNP Paribas	£75,000,000	40.77%	£30,575,000.00
SEB AB	£75,000,000	41.73%	£31,300,000.00
HSBC Bank plc	£75,000,000	45.12%	£33,840,000.00
Danske Bank A/S	£35,000,000	99.77%	£34,918,000.00
NATIXIS S.A.	£35,000,000	100.00%	£35,000,000.00
DBS Bank Ltd.	£75,000,000	49.20%	£36,900,000.00
Barclays Bank PLC	£75,000,000	65.03%	£48,770,000.00
Landesbank Hessen-Thueringen Girozer	£75,000,000	66.67%	£49,999,000.00
ING Bank N.V.	£75,000,000	67.88%	£50,910,000.00
Standard Chartered Bank	£75,000,000	69.35%	£52,010,000.00
Nordea Bank Abp	£75,000,000	74.27%	£55,700,000.00
JPMorgan Chase Bank, N.A.	£75,000,000	84.00%	£63,000,000.00
Svenska Handelsbanken AB	£75,000,000	91.79%	£68,845,000.00
DZ BANK AG	£75,000,000	92.51%	£69,380,000.00
HSBC UK Bank plc	£75,000,000	93.33%	£70,000,000.00
Credit Industriel et Commercial	£75,000,000	94.47%	£70,850,000.00
Citibank, N.A.	£75,000,000	94.87%	£71,150,000.00
Lloyds Bank plc	£75,000,000	98.67%	£74,000,000.00
Close Brothers Limited	£75,000,000	100.00%	£75,000,000.00
Rabobank	£75,000,000	100.00%	£75,000,000.00
Royal Bank of Canada	£75,000,000	100.00%	£75,000,000.00

as at 11/07/2023