



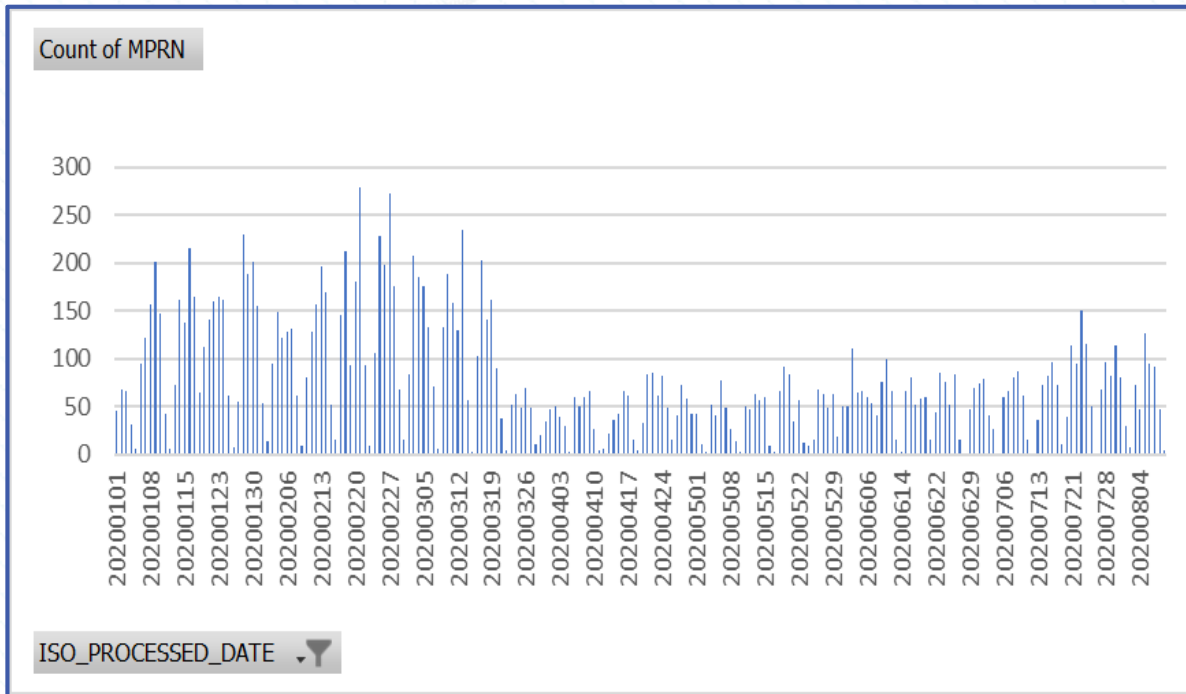
COVID-19 UNC Modifications

High Level Dashboard for August PAC
As at 07/08/2020 – Updated Post-Meeting

0723 – Use of Isolation Flag - RECAP

Overview	Settlement Impacts
<ul style="list-style-type: none">• For Non-Daily Metered sites which are using <u>no gas or very little gas</u> due to COVID-19 lockdown• Mod allows a Shipper to set a Supply Meter Point to Isolated status without doing any physical work on site to prevent the flow of gas• Mod specifies sites must be consuming zero gas or no more than 2.5% of the normal usage• Implemented w.e.f. 12/05/20	<ul style="list-style-type: none">• Isolation status removes the site from NDM Allocation and UIG sharing 3 Business Days after the update is processed• Incorrect use will push more costs to other parties• If large amounts of gas are still flowing this would create UIG• Sudden high volumes of transactions could result in processing delays – Shipper continues to get allocation• First good actual read post-COVID should correct the energy position

Use of Isolation Flag – Key Indicators



- Highest daily number since lockdown is now 151 on July 23rd
- Volumes still way below pre-lockdown - over 30% of July's volume still relates to pre-lockdown physical isolations
- Estimated process capacity of 100,000 per day

Data up to 09/08/20

Isolated Sites – June to August

Updated with August stats

	June	July	August
Count of Isolated sites	15,247	14,042	14,076
% of total live sites	0.06%	0.06%	0.06%
AQ of Isolated sites	390m kWh	450m kWh	378m kWh
% of total live AQ	0.08%	0.09%	0.07%

- *Note:* c 4,900 Isolations processed since Mod 0723 Implementation on 12/05/20
- Data at LDZ Level published on Xoserve Secure Website, Folder 18 (NDM Profiling and Capacity Estimation Algorithms)/UIG/ Isolated Sites
- Full details of the live connected NDM AQ by LDZ and End User Category can be found as above: ... UIG/ "UIG_Additional_National_Data_YYYYMMDD"

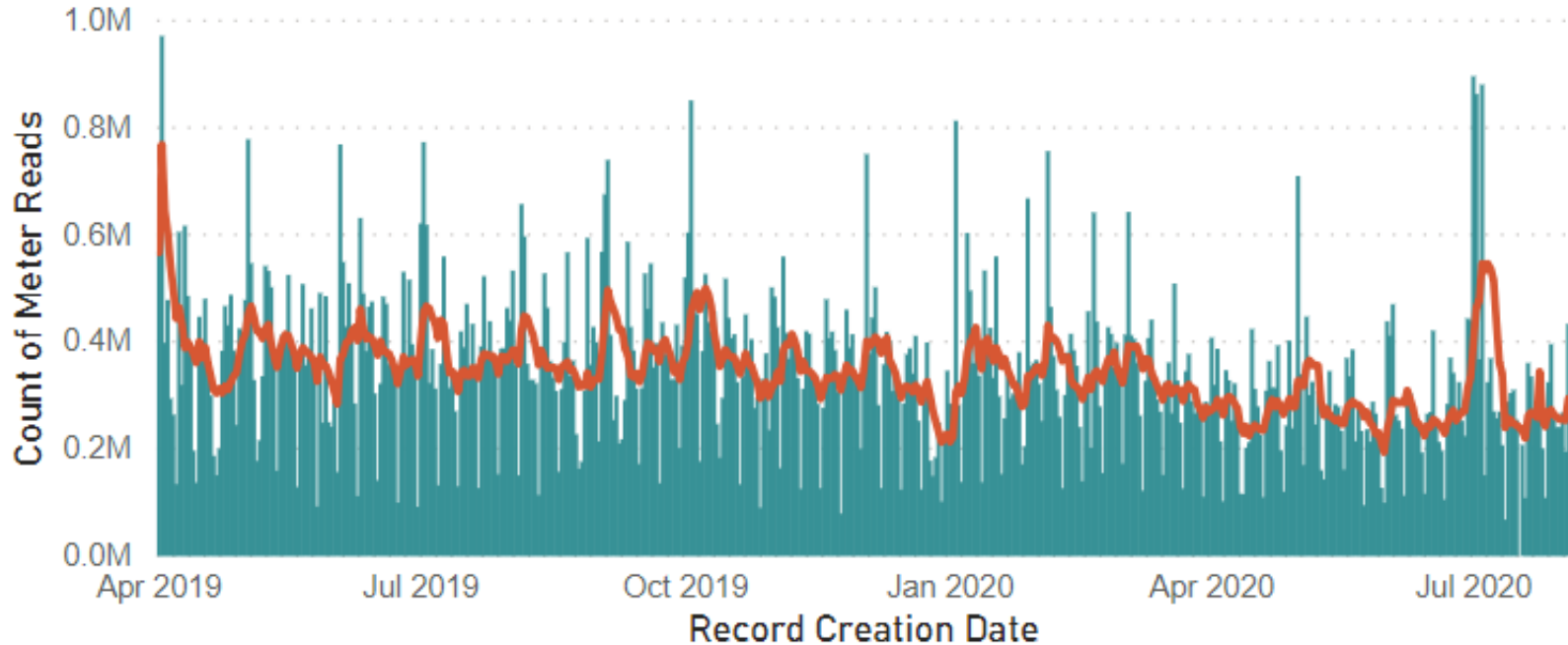
0722 – Submit Estimated Meter Reads as Actuals

Overview	Settlement impacts
<ul style="list-style-type: none">• For Non-Daily Metered sites where actual reads cannot be obtained due to COVID-19 lockdown• Users may submit an Estimated Meter Reading as an Actual Meter Reading• Estimate must reflect as closely as possible the site's estimated consumption for the period since last Meter Reading, in the User's reasonable opinion• User must keep records of how any Estimated Meter Readings were derived for 2 years• Implemented w.e.f. 12/05/20	<ul style="list-style-type: none">• Reading will be treated as an actual for Reconciliation and Rolling AQ purposes – not flagged as estimates• Erroneous reads could create positive or negative UIG Reconciliation• First good actual read post-COVID should correct the energy position• Could see an increase in Amendment Invoice transactions – non-monthly read sites can send a read every 25 Business Days• Read volumes are unlikely to overwhelm our systems – working well following Class 3 enhancements

Estimated Meter Reads – Key Indicators

Count of Class 4 Meter Reads and 7 Day Rolling Average by Record Creation Date

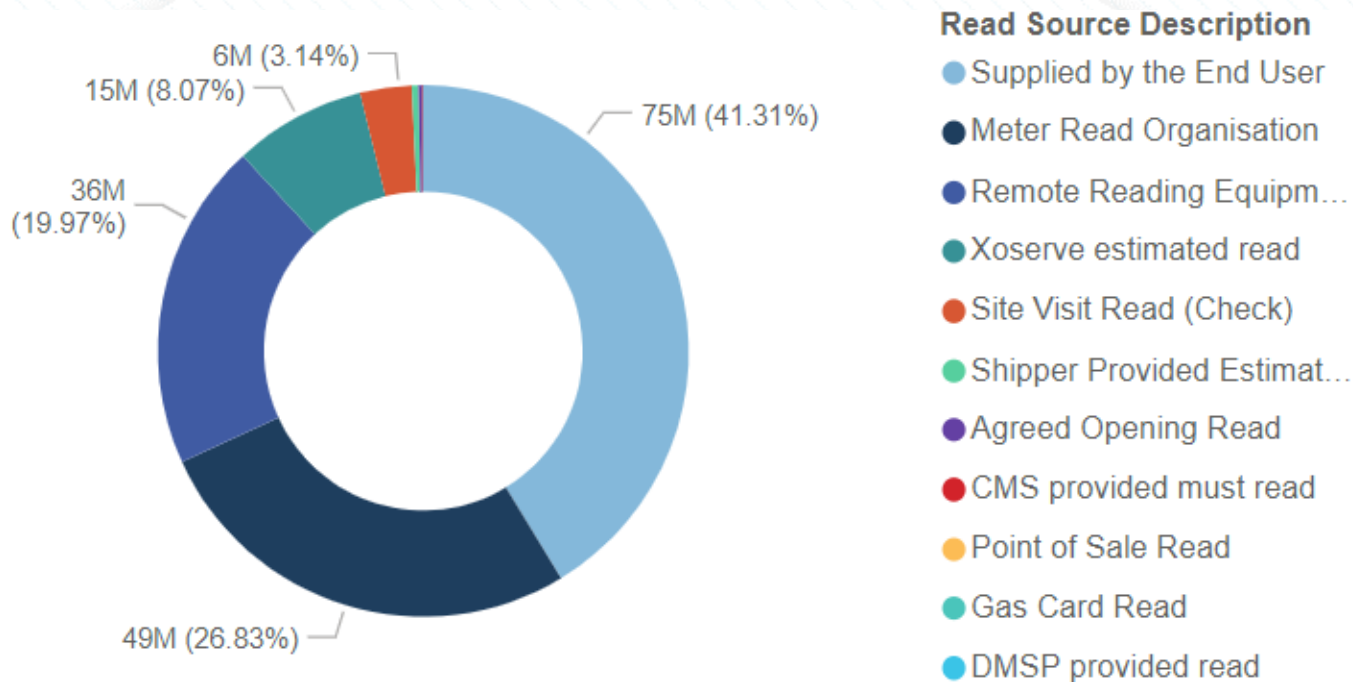
Class ● 4 ● Meter Reads 7 Day Rolling Average



Data up to 04/08/20

Estimated Meter Reads – Key Indicators

Breakdown of reads by type – Note: Mod 0722 reads are **not** submitted as estimates



Data up to 04/08/20

Other Urgent COVID-19 Modifications

- 0721 – Use of AQ Correction – *Rejected*
- 0724 – Relief from Ratchet Charges – no Settlement impacts identified
- 0725 – Reflect the Correct Customer Network Use and SOQ – *Rejected*
- 0726 – Liquidity Relief Scheme – *approved*
 - *Link to July Distribution W/Grp Reporting:*
 - <https://gasgov-mst-files.s3.eu-west-1.amazonaws.com/s3fs-public/ggf/2020-07/UNC0726%20Reporting%20%28July%202020%29.xlsx.pdf?nlmo3bQG4L9T1iOhFSwvxwR5SGagZ0Qa=>
- 0730 – Capacity Retention Process – *not granted Urgent status – will be assigned to Workgroup*

The logo for xserve is centered within a light gray outline of a house. The house has a triangular roof and a rectangular body with a window-like structure. The window is divided into four vertical panes. The logo itself consists of the word "xserve" in a blue, sans-serif font. The "x" is stylized with a white diamond shape in the center, and the "s" is a simple lowercase letter. The background of the slide features a light blue diagonal line pattern.

xserve