



PAC March 2020

AQ At Risk as at March 2020
Updated Statistics and Visualisation

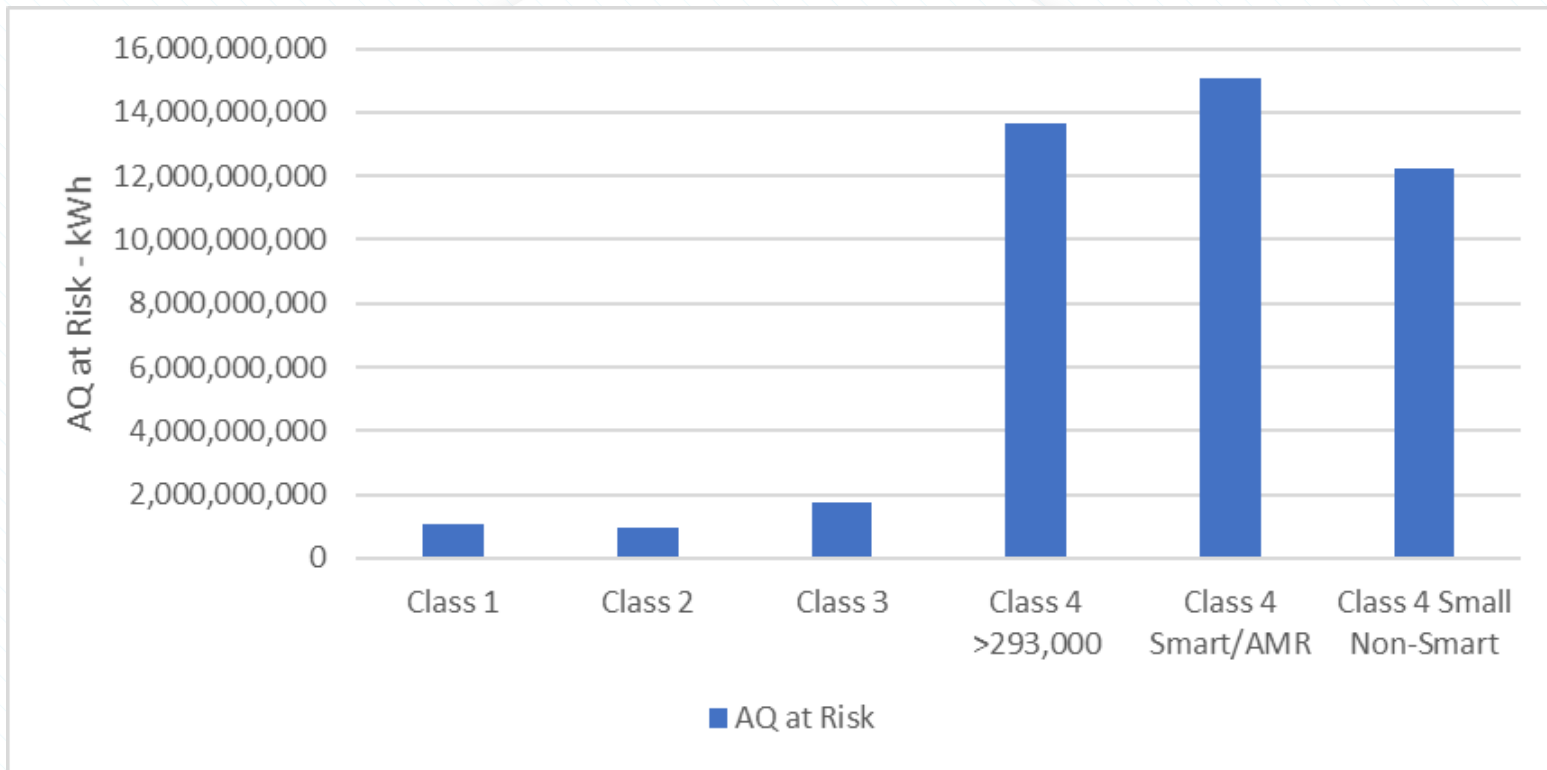
Background

- Xoserve UIG Task Force has identified lack of Meter Reads as a major risk factor for UIG
 - For Class 1 and 2 sites, this means that an estimate is used in daily allocation – difference between estimate and actual creates UIG – resolved once an actual reading is received
 - For Class 3 and 4 sites, this delays reconciliation and means that the AQ could be out of date
- Task Force has developed a set of prototype reports that focus on “AQ at Risk” due to lack of meter readings
- Data extract as at 6th March, hence submitted to March PAC as a short notice item

Breakdown of Meter Points

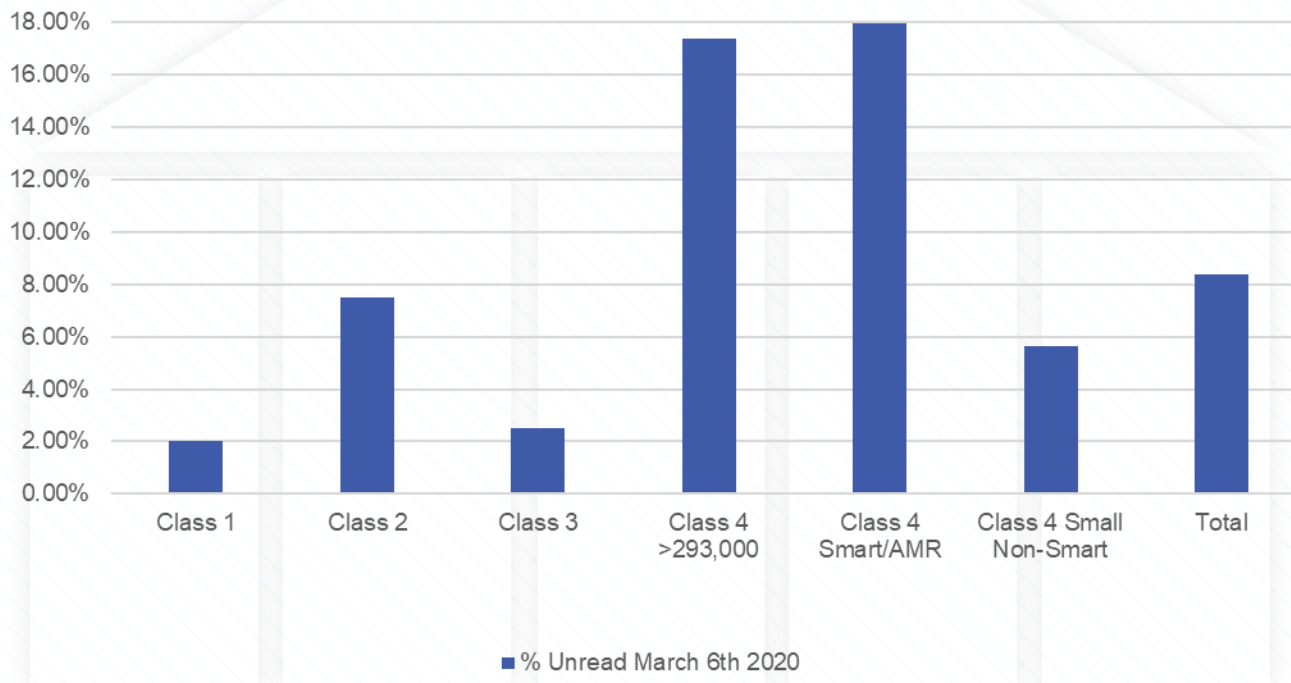
- Reports are for live sites only, broken down into:
 - Class 1 – no reads for 3 months (daily read requirement)
 - Class 2 – no reads for 3 months (daily read requirement)
 - Class 3 – no reads for 3 months (batched daily read requirement)
 - Class 4 AQ >293,000 kWh – no reads for 3 months (monthly read requirement)
 - Class 4 AQ <293,000 kWh, Smart/AMR equipment recorded on UKLink – no reads for 3 months (should be read monthly)
 - Class 4 AQ <293,000 kWh, without Smart/AMR equipment recorded on UKLink – no reads for 15 months (should be read annually)
 - Telemetered sites are excluded

AQ at Risk Breakdown as at 6 March 2020



Total AQ at risk – 45 tWh of AQ – c 8% of the LDZ portfolio (*January 44 tWh*)
Class 1 and Smart/AMR have improved but Class 2 has worsened since last report

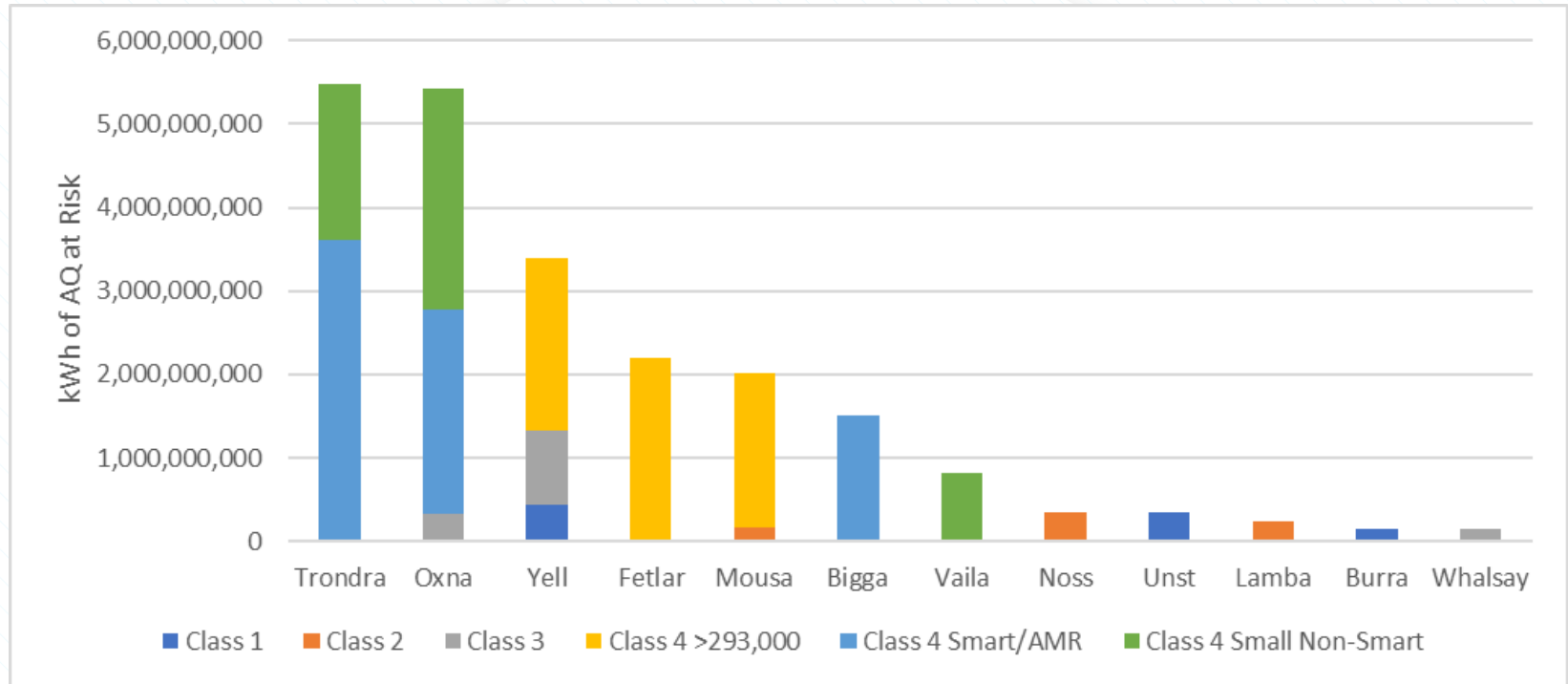
AQ at Risk Breakdown as at 6 March 2020 – % of Total



Improvement in Class 1, offset by Class 2 and Class 4 Smart/AMR.

Overall position unchanged at 8.4% of national LDZ AQ overdue for a meter reading

Top 3 Shippers for each Category of AQ at Risk



11 Shippers have 50% of the total AQ at risk

In each case there is a clear top 2 or three Shippers in AQ terms

Oxna and Trondra have swapped places at the top of the list

xserve

