




Central Data Service Provider

Data Services Contract Annual
Charging Statement for the period
1st April 2023 – 31st March 2024

(Version 2 – April 1 2023)

Introduction



This publication, which is one of the final deliverables from our 2023 Business Plan process, sets out the charges which will apply for the services set out in the Data Services Contract (DSC) for the financial year 2023/24.

The charges set out in this statement reflect the application of DSC Charging Methodology to the budget for 2023/24, as approved by the Xoserve Board on 25th January 2023 and published in the final version of our 2023-24 Business Plan (BP23). The values shown in the final version of BP23 have since been uplifted by CPI-H as at December 2022 (9.2%) in order to arrive at 2023/24 prices, with the exception of the drawdown funds set aside for General Change, REC Change, Decarbonisation, Gemini Regulatory Change and the Efficiency Review, where work has not yet been scoped / contracted for.

Charges detail

The DSC Charges (not including Specific Charges) are split across four tables and provide the total charge per service area and investment description as well as the breakdown by customer class.

- Table 1 - General Services Charges
- Table 2 - Infrastructure Charges
- Table 3 - Change Charges
- Table 4 - Grand total of the charges from tables 1 to 3 plus any rebates or additional charges carried forward from prior years into 2023/24 which gives the amount each customer class will be invoiced during 2023/24.

The prior year rebates and additional charges in table 4 were calculated by comparing the charges originally invoiced to customers (after allowing for any in year adjustments made and deferrals for funding investments into 2023/24) to those generated through the quarter 3 in year forecast. Table 4A provides a breakdown of how the prior year charges rebates & additions total is broken down by item description and the relevant plan version.

References in tables 1 to 3 (e.g. 9.2.1(b)) are provided to enable customers to link to the relevant paragraphs in the DSC Budget and Charging Methodology regarding the basis of preparation of the Annual Charging Statement.


DSC Specific Services charges are detailed in Appendix A from page 8.

Charging Schedules

In mid February we will issue you with Charging Schedules which provides a more detailed breakdown of the charges we expect to be invoicing to your organisation each month, beginning in April 2023.

If you require any additional information please contact customerexperience@xoserve.com.

Table 1 *General Service Charges*




£000s (2023/24 prices)

No	Service Area	Annual Service Area Charge	Annual Service Area Charge Base			
			Shipper Users	National Grid NTS	DN Operators	IGTs
1	Manage Shipper Transfers	2,008	2,008	-	-	-
2	Monthly AQ processes	1,695	1,695	-	-	-
3	Manage updates to customer portfolio	5,994	5,395	-	599	-
4	Meter Read / Asset processing	1,144	377	-	766	-
5	Demand Estimation obligations	1,834	917	-	917	-
6	Customer Relationship Management	3,316	2,089	282	836	109
7	Customer Joiners/Leavers (UK Gas Market)	934	-	467	467	-
8	Energy Balancing (Credit Risk Management)	1,139	-	1,139	-	-
9	Customer Reporting (all forms)	1,847	628	129	964	126
10	Invoicing customers	8,263	-	992	7,271	-
11	Management of Customer Issues	807	323	40	393	51
12	Customer Contacts	3,021	1,511	181	1,175	154
13	Managing Change	15,688	8,158	1,098	6,275	157
14	Gemini Services (General)	5,677	-	5,677	-	-
15	Value Added Services (General)	1,933	1,546	-	342	44
16	Central Switching Services Consequential	3,640	3,640	-	-	-
17	Distribution Network Funded Service Activities	246	-	-	246	-
	Total General Services Charge	59,186	28,286	10,006	20,252	641

Please note that additions may be impacted by roundings in Tables 1 – 4a.

Table 2 *Infrastructure Charges*




£000s (2023/24 prices)

No	Infrastructure	Annual Infrastructure Charge Base (9.3.1(a))	Annual Customer Class Infrastructure Charge Base (9.3.1(b))			
			Shipper Users	National Grid NTS	DN Operators	IGTs
1	UK Link Service Essentials	393	177	28	182	6
2	Core Platform Migration	249	25	-	224	-
3	Gemini Sustain	6,639	-	6,639	-	-
4	Capacity for Change	67	44	-	23	-
5	Non Standard Items for Data Reporting	120	54	9	56	2
6	UK Link Future Enhancements	6,238	2,801	449	2,894	94
7	Information Cyber Security Strategy	2,643	1,187	190	1,226	40
<i>Total Infrastructure Service</i>		<i>16,348</i>	<i>4,286</i>	<i>7,316</i>	<i>4,606</i>	<i>141</i>

Please note that additions may be impacted by roundings in Tables 1 – 4A.

Table 3 *Change Charges*




£000s (2023/24 prices)

No	Change	Annual Change Charge Base (9.4.1)	Annual Customer Class Change Charge Base (9.4.2)			
			Shipper Users	National Grid NTS	DN Operators	IGTs
1	Opening Up Our Data	781	448	-	300	33
2	Gemini Regulatory Change	2,970	-	2,970	-	-
3	Energy Price Guarantee Scheme Admin	957	957	-	-	-
4	DSC Change Budget	3,050	1,761	64	1,060	165
5	Decarbonisation	1,800	-	80	1,720	-
6	REC Change Budget	350	207	-	124	19
7	Efficiency Review	500	225	36	232	8
<i>Total Change Service</i>		<i>10,407</i>	<i>3,597</i>	<i>3,150</i>	<i>3,437</i>	<i>224</i>

Please note that additions may be impacted by roundings in Tables 1 – 4A.

Table 4 *Grand Total of DSC Charges*



£000s (2023/24 prices)

No	DSC Charge	Total DSC Charge	Shipper Users	National Grid NTS	DN Operators	IGTs
1	General Services	59,186	28,286	10,006	20,252	641
2	Infrastructure	16,348	4,286	7,316	4,606	141
3	Change	10,407	3,597	3,150	3,437	224
	<i>Total DSC Charges for 2023/24</i>	<i>85,941</i>	<i>36,169</i>	<i>20,471</i>	<i>28,294</i>	<i>1,007</i>
	Prior Year Charges (Rebates) / Additions	(4,295)	(312)	(2,897)	(907)	(179)
	<i>Total DSC Charges for 2023/24</i>	<i>81,646</i>	<i>35,857</i>	<i>17,574</i>	<i>27,387</i>	<i>828</i>

Please note that additions may be impacted by roundings in Tables 1 – 4A.

Table 4a

Breakdown of Prior Year Charges (Rebates) / Additions




Table 4A – Breakdown of Prior Year Charges (Rebates) / Additions


£000s (2023/24 prices)

Financial Year	Source	Total	Shipper Users	National Grid NTS	DN Operators	IGTs
2021-22 (Y-2)	Maintain The Business	(200)	(89)	(15)	(94)	(3)
2021-22 (Y-2)	DSC Change Budget	(123)	(42)	(68)	(11)	(2)
2021-22 (Y-2)	Gemini Roadmap	(502)	-	(502)	-	-
2021-22 (Y-2)	Opening Up Our Data	(152)	(67)	(11)	(71)	(2)
2021-22 (Y-2)	Sub Total	(977)	(198)	(596)	(176)	(7)
2022-23 (Y-1)	Gemini Roadmap	(2,236)	-	(2,236)	-	-
2022-23 (Y-1)	DSC Change Budget and REC Change Budget	(1,030)	(80)	(65)	(713)	(172)
2022-23 (Y-1)	UK Link Roadmap – Capacity for Change	(52)	(34)	-	(18)	-
2022-23 (Y-1)	Sub Total	(3,318)	(114)	(2,301)	(731)	(172)
	Prior Year Charges (Rebates) / Additions	(4,295)	(312)	(2,897)	(907)	(179)

The rebate amounts in Table 4A above are a result of underspend in each of the source areas described.

Appendix A

DSC Specific Services Charges



£000s (2023/24 prices)

Reference	Service Requirements Description	Charging Period (when customers will be invoiced)	Charge and Charging Measure (£) Excluding VAT
SS SA22 01	Disclosure of the identity of the Proposing User to the Existing Registered User	Month after service provided	£6.22 per Telephone call
SS SA22 02	Transactional service for Customer Settlement Error Claims, validation of claim	Month after service provided	Priced on Application. Per claim submitted.
SS SA22 04	Transactional service for Customer Settlement Error Claims, calculation of claim	Month after service provided	Priced on Application. Per claim submitted.
SS SA22 05	Notification of the failure by a User to obtain a valid Meter Reading for a Monthly Read Meter	n/a	£16.69 per notification
SS SA22 06	Raise Meter Read request following failure by User to provide a valid Meter Read for an Annual Read Meter	n/a	£16.69 per request
SS SA22 07	Submission of the Network Operator meter read to UK Link	Month after service provided	£16.69 Per read submitted to UK Link
SS SA22 18	Provision and installation of an Option 1 IX connection	Month after service provided	£5,831.36 per IX Installation
SS SA22 18	Annual ongoing maintenance of an Option 1 IX connection	Annual each May	£2,775.28 per IX Connection
SS SA22 19	Provision and installation of an Option 2 IX connection	Month after service provided	£6,529.68 per IX Installation
SS SA22 19	Annual ongoing maintenance of an Option 2 IX connection	Annual each May	£4,418.46 per IX Connection
SS SA22 20	Provision and installation of an Option 3 IX connection	Month after service provided	£7,405.13 per IX Installation
SS SA22 20	Annual ongoing maintenance of an Option 3 IX connection	Annual each May	£6,233.59 per IX Connection
SS SA22 75	Provision and installation of an Option 4 IX connection	Month after service provided	Priced on Application per IX Installation
SS SA22 75	Annual ongoing maintenance of an Option 4 IX connection	Annual each May	Priced on Application per IX Connection

£000s (2023/24 prices)

Reference	Service Requirements Description	Charging Period (when customers will be invoiced)	Charge and Charging Measure (£) Excluding VAT
SS SA22 21	IX additional service - external relocation	Month after service provided	Priced on Application per External Relocation
SS SA22 22	IX additional service - internal relocation	Month after service provided	Priced on Application per Internal Relocation
SS SA22 23	IX additional service - remote configuration	Month after service provided	Priced on Application per Remote Configuration
SS SA22 25	IX decommission	Month after service provided	Priced on Application per Decommission
SS SA22 78	Gemini XP1 Token for remote access to User's Gemini account, additional tokens (chargeable)	Month after service provided	£239.68 per additional token
SS SA22 79	Gemini access via the cloud	TBC	Priced on Application
SS SA22 29	<p>User Telephone Enquiry Service, designed to provide customers with access to specific data held within the UK Link System in relation to specific Meter Point Reference Numbers via a telephone enquiry facility.</p> <p>Chargeable by User Telephone Enquiry Service Volume Band including any excess charges and early termination fees.</p> <p>The Defined Terms for this service are in the Defined Terms worksheet.</p>	<p>Pay As Go service - £6.22 per call per month</p> <p>Band B – 1,000 Calls - £4,197</p> <p>Band C – 5,000 Calls - £20,342</p> <p>Band D – 20,000 Calls - £70,773</p> <p>Band E – 50,000 Calls - £145,585</p> <p>Band F – 70,000 Calls - £180,949</p> <p>Band G -150,000 Calls - £247,574</p> <p>Band H – 250,000 Calls - £318,395</p> <p>All Band Call number and Charges are annual and will be invoiced monthly or annually.</p> <p>Calls in excess of telephone band - £6.22 per call per month</p>	

£000s (2023/24 prices)

Reference	Service Requirements Description	Charging Period (when customers will be invoiced)	Charge and Charging Measure (£) Excluding VAT
SS SA22 32	Registered User Portfolio Report Service designed to provide customers either on an ad- hoc or an ongoing annual basis, with portfolio reports of supply meter point data. A chargeable service. The Defined Terms for this service are in the Defined Terms worksheet. In the event that an Annual Registered User Portfolio Report Service is terminated, the Customer shall pay an early termination fee calculated as being 10% of the Charges which would otherwise have been due in respect of the remaining Registered User Portfolio Reports for that Year not issued as a result of such early termination	Month after service provided	Priced on Application per report issued
SS SA22 33	Query Management – Standards of Service monthly report, Annual Service (scheduled monthly reports). The Defined Terms for this service are in the Defined Terms worksheet.	Monthly or Annual	£285.00 for 12 reports per year or pro-rata depending upon when request acknowledged.
SS SA22 34	Query Management – Standards of Service monthly report, Ad Hoc Service (for one scheduled monthly report). The Defined Terms for this service are in the Defined Terms worksheet.	Month after service provided	£95.35 per report
SS SA22 35	Registered User Portfolio Statement, Annual Service (scheduled monthly reports). The Defined Terms for this service are in the Defined Terms worksheet.	Monthly or Annual	£396.94 for 12 reports per year or pro-rata depending upon when request acknowledged.
SS SA22 36	Registered User Portfolio Statement, Ad Hoc Service (for one monthly scheduled report). The Defined Terms for this service are in the Defined Terms worksheet.	Month after service provided	£175.22 per report
SS SA22 37	Registered User Portfolio Report Annual Service. (For Customer portfolios not exceeding one million Supply Points). The Defined Terms for this service are in the Defined Terms worksheet.	Monthly or Annual	£1,733.17 for 12 reports per year or pro-rata depending upon when request acknowledged.
SS SA22 38	Registered User Portfolio Report (Ad hoc service). The Defined Terms for this service are in the Defined Terms worksheet.	Month after service provided	£873.74 per report
SS SA22 39	Registered User Portfolio Report. (For Customer portfolios exceeding one million Supply Points). The Defined Terms for this service are in the Defined Terms worksheet.	Month after service provided	Priced on Application. Per report
SS SA22 40	CSEPs Portfolio Report Annual Service (scheduled monthly reports). The Defined Terms for this service are in the Defined Terms worksheet.	Monthly or Annual	£396.94 for 12 reports per year or pro-rata depending upon when request acknowledged.
SS SA22 41	CSEPs Portfolio Report Ad Hoc service (for one scheduled monthly report). The Defined Terms for this service are in the Defined Terms worksheet.	Month after service provided	£95.36 per report

£000s (2023/24 prices)

Reference	Service Requirements Description	Charging Period (when customers will be invoiced)	Charge and Charging Measure (£) Excluding VAT
SS SA22 42	Unique Sites Portfolio Annual Service (scheduled monthly reports). The Defined Terms for this service are in the Defined Terms worksheet.	Monthly or Annual	£396.94 for 12 reports per year or pro-rata depending upon when request acknowledged
SS SA22 43	Unique Sites Portfolio Ad Hoc Service (for one scheduled monthly report). The Defined Terms for this service are in the Defined Terms worksheet.	Month after service provided	£95.36 per report
SS SA22 44	Annual Asset Portfolio Annual Service (once per Year). The Defined Terms for this service are in the Defined Terms worksheet.	Annual	£1,462.58 for one annual report
SS SA22 45	Annual Asset Portfolio Ad Hoc Service (per report). The Defined Terms for this service are in the Defined Terms worksheet.	Month after service provided	£2,257.64 per report
SS SA22 46	Transco Asset Portfolio Annual Service (scheduled monthly reports). The Defined Terms for this service are in the Defined Terms worksheet.	Monthly or Annual	£621.03 for 12 reports per year or pro-rata depending upon when request acknowledged
SS SA22 47	Transco Asset Portfolio Ad Hoc Service (for one scheduled monthly report). The Defined Terms for this service are in the Defined Terms worksheet.	Month after service provided	£190.66 per report
SS SA22 48	Data Portfolio Snapshot Annual Service (scheduled monthly reports). The Defined Terms for this service are in the Defined Terms worksheet.	Annual	£621.03 for 12 reports per year or pro-rata depending upon when request acknowledged
SS SA22 49	Data Portfolio Snapshot Ad Hoc (for one scheduled monthly report). The Defined Terms for this service are in the Defined Terms worksheet.	Month after service provided	£190.66 per report
SS SA22 54	Historic asset and read portfolio report Annual Service. The Defined Terms for this service are in the Defined Terms worksheet.	Monthly or Annual	£1,447.08 for 12 reports per year or pro-rata depending upon when request acknowledged
SS SA22 55	Historic asset and read portfolio report Annual Service. The Defined Terms for this service are in the Defined Terms worksheet.	Monthly or Annual	£621.03 for 4 reports per year or pro-rata depending upon when request acknowledged
SS SA22 56	Historic asset and read portfolio report Ad Hoc Service (for one scheduled monthly report). The Defined Terms for this service are in the Defined Terms worksheet.	Month after service provided	Priced on application per report
SS SA22 80	Supporting Information for Telephone Enquiry Usage report Ad Hoc service.	Month after service provided	£396.94 per report
SS SA22 81	Supporting Information for Telephone Enquiry Usage report.	Monthly	£63.55 for 12 reports per year or pro-rata depending upon when request acknowledged

£000s (2023/24 prices)

Reference	Service Requirements Description	Charging Period (when customers will be invoiced)	Charge and Charging Measure (£) Excluding VAT
SS SA22 57	Registered User Portfolio Report Service designed to provide customers either on an ad- hoc or an ongoing annual basis, with portfolio reports of supply meter point data. The Defined Terms for this service are in the Defined Terms worksheet.	Month after service provided	£1,731.98 per report
SS SA22 58	Email Reporting Service designed to provide customers with reports of specific data held in the UK Link System in relation to specific Meter Point Reference Numbers. The Defined Terms for this service are in the Defined Terms worksheet.	Month after service provided	Priced on application per report
SS SA22 59	Email Reporting Service up to 999 Meter Point Reference Numbers. The Defined Terms for this service are in the Defined Terms worksheet.	Month after service provided	£92.71 per report
SS SA22 60	Email Reporting Service up to 999 Meter Point Reference Numbers. The Defined Terms for this service are in the Defined Terms worksheet.	Month after service provided	£92.71 per report
SS SA22 61	Email Reporting Service more than 999 but less than 5000 Meter Point Reference Numbers. The Defined Terms for this service are in the Defined Terms worksheet.	Month after service provided	£138.27 per report
SS SA22 62	Email Reporting Service more than 999 but less than 5000 Meter Point Reference Numbers. The Defined Terms for this service are in the Defined Terms worksheet.	Month after service provided	£138.27 per report
SS SA22 74	Seasonal Energy Balancing Credit Cover effective from 1st May 2017.	Once following request	£542.36 per request
SS SA22 86	API Service - Shippers Service designed to provide incumbent and prospective Shippers with access to specific data items as defined in the Data Permission Matrix. Chargeable by API Service Volume Band.	Band A 60,000 API Calls	£99
		Band B 600,000 API Calls	£915
		Band C 3,600,000 API Calls	£4,990
		Band D 7,200,000 API Calls	£9,480
		Band E 12,000,000 API Calls	£14,968
		Band F 18,000,000 API Calls	£21,214
SS SA22 86	API Service – Shippers Calls in excess of banding	Month after service provided	£0.012 per call
SS SA22 88	CDSP reclassification of a Supply Meter Point on behalf the Registered User from Classes 2, 3 or 4 where the Class 1 criteria has been met.	Month after service provided	£565 per reclassification of a Supply Meter Point to Class 1

£000s (2023/24 prices)

Reference	Service Requirements Description	Charging Period (when customers will be invoiced)	Charge and Charging Measure (£) Excluding VAT
SS SA22 89	This is a Mandatory Specific Service for the CDSP provision of the daily metered service for datalogged Class 1 Supply Meter Points.	Month after service provided	Charge per datalogged Class 1 Supply Meter Point Daily asset rate: £2.10 a day Daily read rate: £1.73 a day
SS SA22 90	CDSP provision of within-day read service for datalogged Class 1 Supply Meter Points on behalf of Shipper Users.	Month after service provided	Charge per datalogged Class 1 Supply Meter Point where the service has been requested £0.21 a day
SS SA22 91	CDSP provision of within-day read service for datalogged Class 1 Supply Meter Points on behalf of Transporters.	Month after service provided	Charge per datalogged Class 1 Supply Meter Point where the service has been requested £0.21 a day
SS SA22 92	Provision of retrospective within-day read service for datalogged Class 1 Supply Meter Points on behalf of Shippers.	Month after service provided	£100 per request
SS SA22 93	Provision of the annual data service for datalogged Class 1 Supply Meter Points. Charging for the Specific Service on behalf of Transporters.	Month after service provided	£100 per request
SS SA22 94	Provision of a Managed Non-Daily Metered Sample Read Service	Monthly after service provided	Charge – To Be Confirmed <i>*Charge Rate will comprises of all Managed Service costs</i>

