


# Overruns Reporting

Transmission Workgroup  
3<sup>rd</sup> November 2022

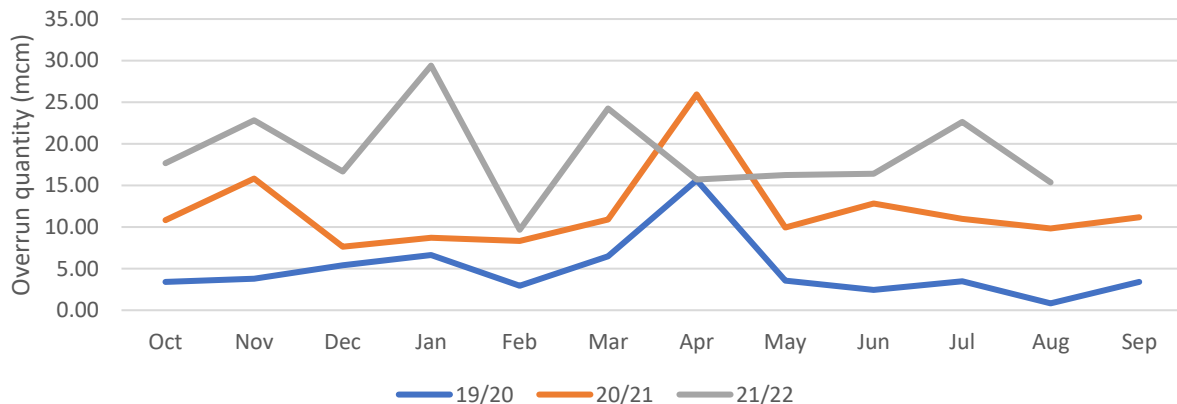
national**grid**



ENTRY	No of Overruns			Charge Quantity (mcm)			Charge Amount (£)		
	21/22	20/21	19/20	21/22	20/21	19/20	21/22	20/21	19/20
Oct	541	319	129	17.66	10.84	3.40	540,668	270,470	34,374
<i>largest (3)</i>	<i>User A</i>			0.97			29,646		
	<i>User A</i>			0.76			23,255		
	<i>User B</i>			0.67			20,637		
Nov	569	369	98	22.82	15.83	3.77	697,866	442,615	10,750
<i>largest (3)</i>	<i>User A</i>			0.89			27,320		
	<i>User B</i>			0.93			28,507		
	<i>User C</i>			0.79			24,316		
Dec	514	403	123	14.68	7.63	5.41	412,650	180,741	35,823
<i>largest (3)</i>	<i>User A</i>			0.62			19,010		
	<i>User D</i>			0.48			14,682		
	<i>User E</i>			1.65			14,237		
Jan	537	379	200	29.38	8.73	6.64	898,500	203,890	69,319
<i>largest (3)</i>	<i>User F</i>			8.53			261,054		
	<i>User F</i>			5.88			179,950		
	<i>User G</i>			0.79			24,157		
Feb	462	410	117	9.67	8.31	2.93	295,747	196,899	30,808
<i>largest (3)</i>	<i>User H</i>			0.47			14,396		
	<i>User B</i>			0.25			7,678		
	<i>User A</i>			0.25			7,584		
Mar	551	500	160	24.23	10.90	6.48	741,111	273,013	82,351
<i>largest (3)</i>	<i>User A</i>			10.59			323,852		
	<i>User I</i>			2.06			63,126		
	<i>User J</i>			0.80			24,335		
Apr	715	565	146	15.71	25.93	15.64	480,534	606,194	57,608
<i>largest (3)</i>	<i>User K</i>			0.66			20,091		
	<i>User K</i>			0.59			17,977		
	<i>User L</i>			0.56			17,058		
May	663	551	141	16.23	9.93	3.55	496,366	227,449	36,475
<i>largest (3)</i>	<i>User J</i>			2.88			88,009		
	<i>User C</i>			0.56			17,078		
	<i>User B</i>			0.54			16,428		

ENTRY	No of Overruns			Charge Quantity (mcm)			Charge Amount (£)		
Jun	557	405	132	16.39	12.82	2.43	508,638	303,337	26,130
<i>largest (3)</i>	<i>User M</i>			<i>0.47</i>			<i>14,296</i>		
	<i>User N</i>			<i>0.46</i>			<i>13,939</i>		
	<i>User O</i>			<i>0.44</i>			<i>13,329</i>		
Jul	661	416	130	22.63	10.99	3.50	692,156	260,174	27,094
<i>largest (3)</i>	<i>User C</i>			<i>3.18</i>			<i>97,241</i>		
	<i>User C</i>			<i>3.14</i>			<i>96,026</i>		
	<i>User B</i>			<i>0.79</i>			<i>24,096</i>		
Aug	665	480	87	15.37	9.81	0.84	470,178	232,033	11,726
<i>largest (3)</i>	<i>User F</i>			<i>0.83</i>			<i>25,393</i>		
	<i>User M</i>			<i>0.40</i>			<i>12,088</i>		
	<i>User M</i>			<i>0.32</i>			<i>9,937</i>		
<b>Total</b>	<b>6435</b>	<b>4797</b>	<b>1463</b>	<b>204.75</b>	<b>131.72</b>	<b>54.59</b>	<b>6,234,416</b>	<b>3,196,815</b>	<b>422,456</b>

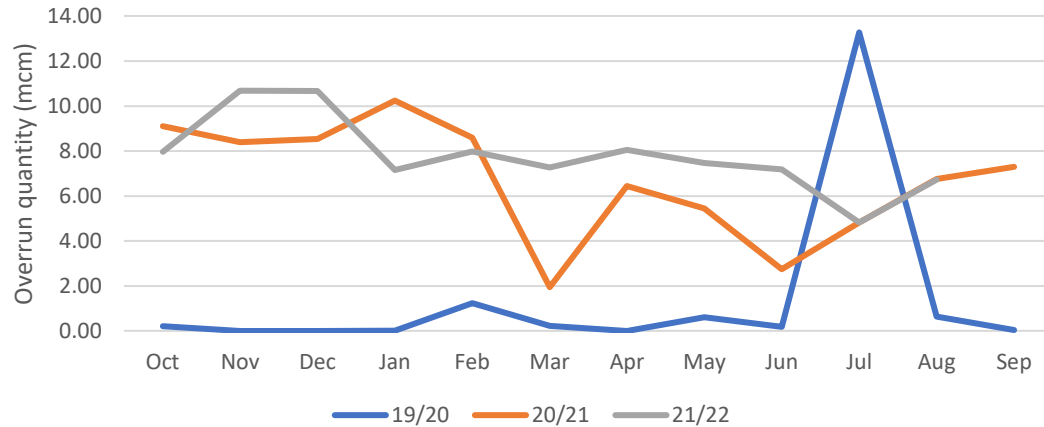
Entry Overruns - Yearly comparison



EXIT	No of Overruns			Charge Quantity (mcm)			Charge Amount (£)		
	21/22	20/21	19/20	21/22	20/21	19/20	21/22	20/21	19/20
Oct	174	137	1	7.97	9.11	0.21	104,048	111,795	2,875
<i>largest (3)</i>	<i>User A</i>			1.24		0.00	17,301		
	<i>User B</i>			1.04		0.00	14,489		
	<i>User C</i>			0.57			7,979		
Nov	235	536	0	10.69	8.40	0	138,166	102,317	
<i>largest (3)</i>	<i>User D</i>			0.79			11,030		
	<i>User E</i>			0.69			9,655		
	<i>User E</i>			0.63			8,733		
Dec	190	398	0	10.67	8.53	0	125,350	96,008	
<i>largest (3)</i>	<i>User F</i>			2.09			29,052		
	<i>User C</i>			1.33			18,512		
	<i>User E</i>			0.47			6,541		
Jan	201	142	2	7.15	10.25	0.02	85,106	131,627	1
<i>largest (3)</i>	<i>User D</i>			0.76			10,526		
	<i>User B</i>			0.42			5,836		
	<i>User G</i>			0.25			3,489		
Feb	181	166	8	7.98	8.59	1.24	83,295	92,832	8,746
<i>largest (3)</i>	<i>User B</i>			0.95			13,265		
	<i>User E</i>			0.42			5,800		
	<i>User E</i>			0.39			5,423		
Mar	167	144	5	7.27	1.94	0.22	88,724	23,634	20
<i>largest (3)</i>	<i>User B</i>			0.73			10,114		
	<i>User H</i>			0.68			9,418		
	<i>User B</i>			0.65			9,101		
Apr	178	218	0	8.05	6.45	0.00	98,871	78,019	57,608
<i>largest (3)</i>	<i>User H</i>			0.30			31,388		
	<i>User B</i>			0.46			6,443		
	<i>User A</i>			0.41			5,662		
May	187	179	2	7.47	5.45	0.61	1,272,587	66,865	36,475
<i>largest (3)</i>	<i>User H</i>			0.12			201,611		
	<i>User H</i>			0.11			191,836		
	<i>User H</i>			0.11			182,015		

EXIT	No of Overruns			Charge Quantity (mcm)			Charge Amount (£)		
Jun	155	121	7	7.18	2.74	0.18	55,498	35,604	26,130
<i>largest (3)</i>	<i>User F</i>			3.32			9,210		
	<i>User A</i>			0.59			8,260		
	<i>User G</i>			0.35			4,909		
Jul	167	163	15	4.84	4.82	13.27	43,117	50,185	2,276
<i>largest (3)</i>	<i>User E</i>			0.23			3,219		
	<i>User F</i>			1.13			3,125		
	<i>User B</i>			0.18			2,574		
Aug	161	167	4	6.73	6.76	0.64	87,928	58,744	6,726
<i>largest (3)</i>	<i>User A</i>			0.62			8,649		
	<i>User A</i>			0.53			7,444		
	<i>User A</i>			0.48			6,655		
<b>Total</b>	<b>1,996</b>	<b>2,371</b>	<b>44</b>	<b>86</b>	<b>73</b>	<b>16</b>	<b>2,182,690</b>	<b>847,629</b>	<b>140,856</b>

Exit Overruns - Yearly comparison



national**grid**