

Gas  
Transmission

**NTSCMF**

**Revenue and Capacity  
Monitoring**

**06 July 2021**

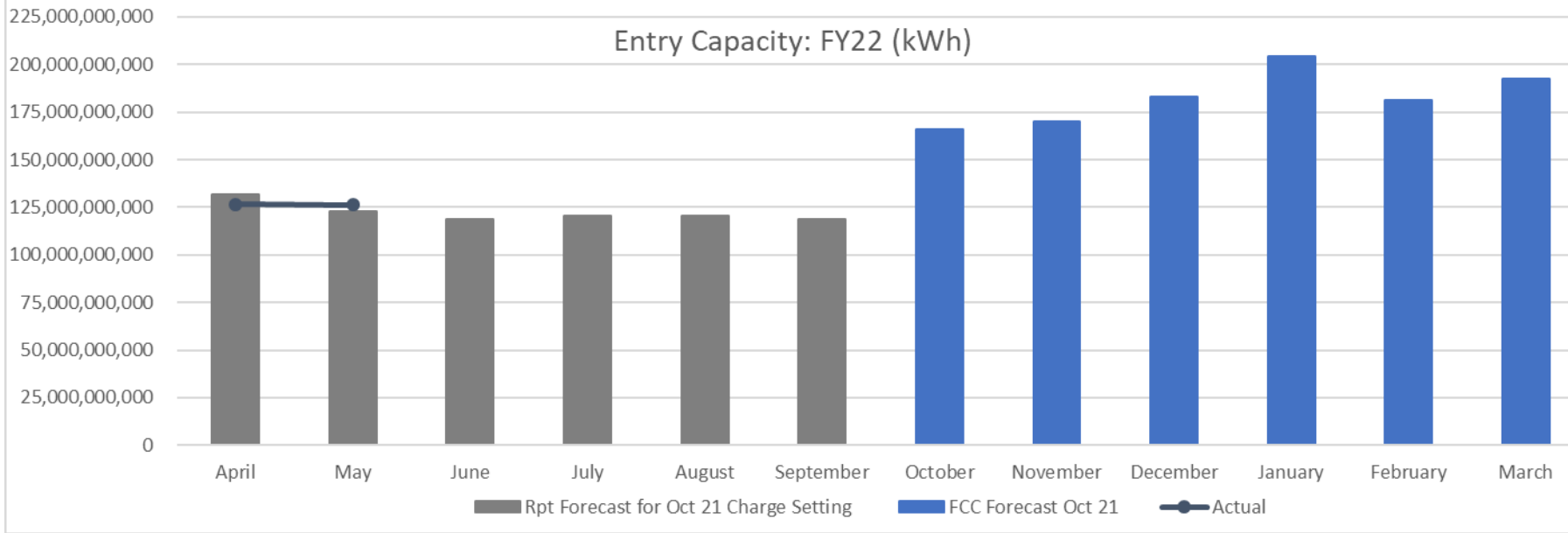
**nationalgrid**



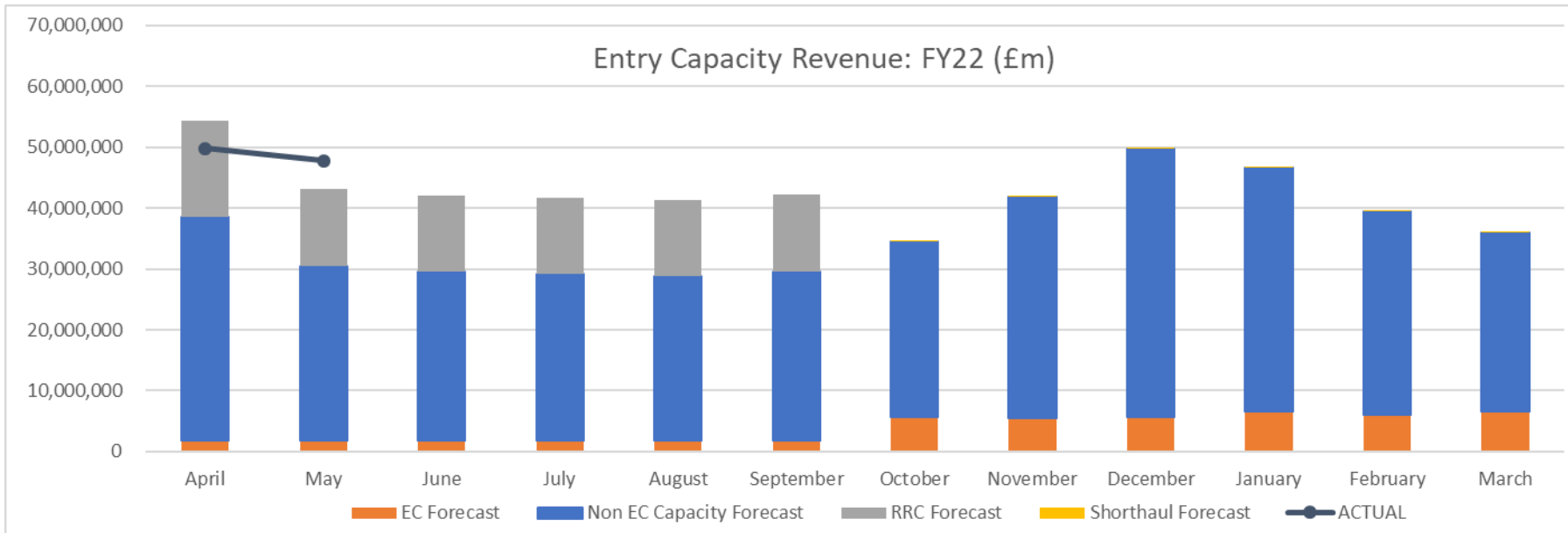
## Revenue and Capacity Monitoring:

- With the new charging arrangements and the benefits in understanding and being aware of revenue collection versus targets and capacity bookings against those forecast, a monthly monitoring 'dashboard' would be considered useful
- The benefits are the mutual interest from National Grid and interested Stakeholders on the monitoring across the year and discussions on any impacts and how / if they can inform future charging changes
- The following charts is one way the information can be shown in a simple and informative way
- Feedback is welcome to develop these and refine to maximise their use without being too cumbersome to interpret
- Any questions or comments outside of NTSCMF can be shared direct to National Grid:  
[box.gsoconsultations@nationalgrid.com](mailto:box.gsoconsultations@nationalgrid.com)

# Entry Capacity & Revenue FY22 – May 2021

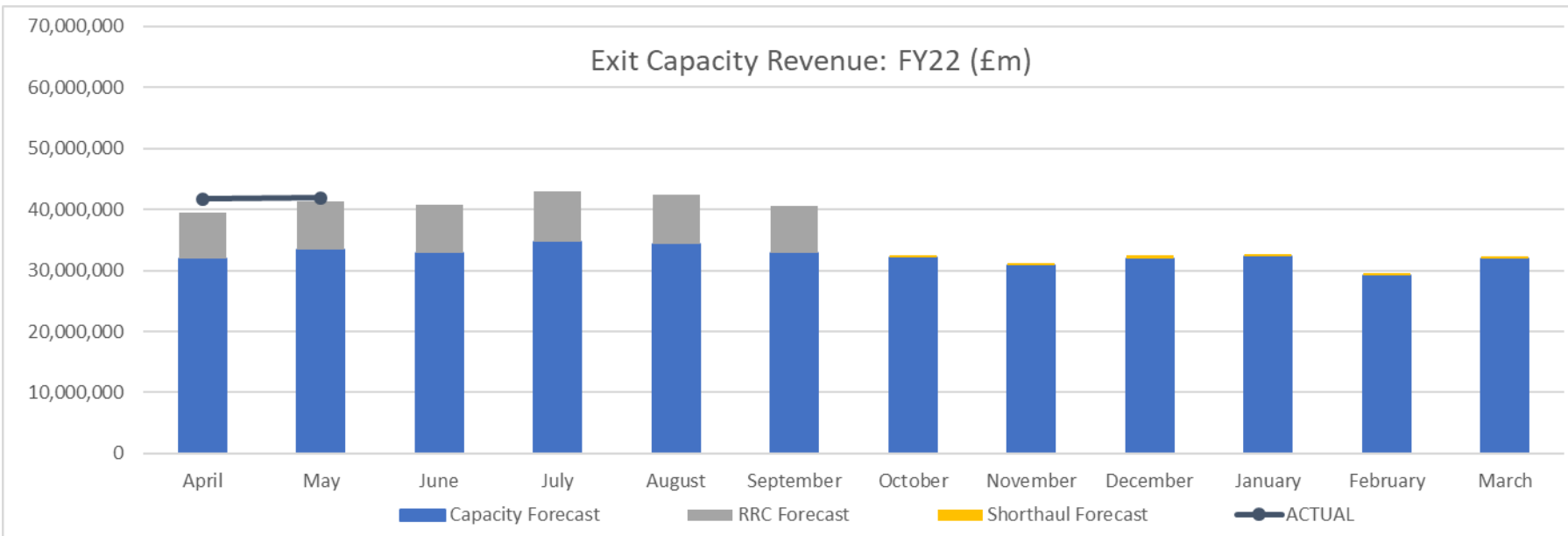
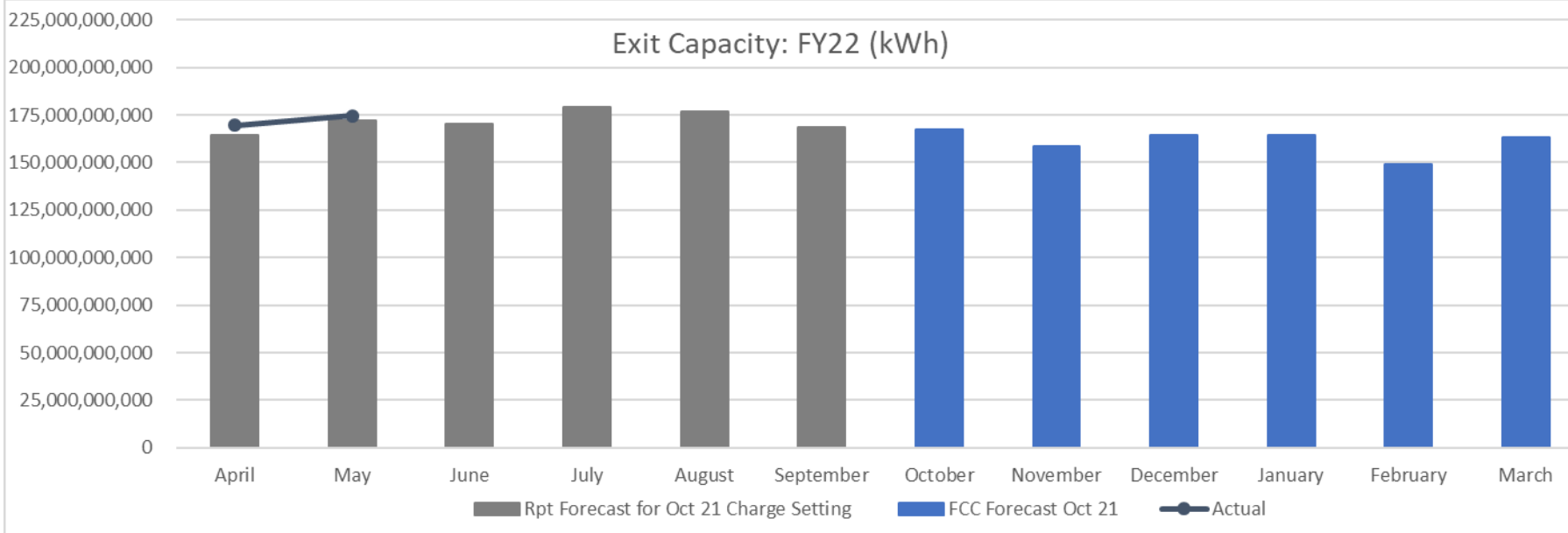


<b>Capacity (YTD)</b>	
Forecast to Date (FY)	254,157,226,789
Actual to Date (FY)	253,020,712,589
Variance	-0.4%



<b>Revenue (YTD)</b>	
Forecast to Date (FY)	£97.6m
Actual to Date (FY)	£97.6m
Variance	-

# Exit Capacity & Revenue FY22 – May 2021



<b>Capacity (YTD)</b>	
Forecast to Date (FY)	336,758,686,800
Actual to Date (FY)	344,290,422,924
Variance	2.2%

<b>Revenue (YTD)</b>	
Forecast to Date (FY)	£80.8m
Actual to Date (FY)	£83.6m
Variance	3.5%

# Contact

## General Questions

---

General Regulatory Change Queries

[box.gsoconsultations@nationalgrid.com](mailto:box.gsoconsultations@nationalgrid.com)

General Charging Queries

[box.NTSGasCharges@nationalgrid.com](mailto:box.NTSGasCharges@nationalgrid.com)

General Capacity Queries

[box.capacityauctions@nationalgrid.com](mailto:box.capacityauctions@nationalgrid.com)