




Energy Balancing Credit Committee Scorecard – July 2022

Subject Areas	Areas to cover	Monthly RAG
	<ul style="list-style-type: none"> Actual percentage of Cash Collected by Payment Due Date Actual percentage of Cash Collected by Payment Due Date+2 Target - Average percentage of 98% at Payment Due Date over rolling 12 month period. Target – 100% collected at Payment Due Date +2 	<ul style="list-style-type: none"> 98.89% collected by Payment Due Date. 100% collected by Payment Due Date +2. 98.78% average at PDD over rolling 12-month period.
	<ul style="list-style-type: none"> Security Renewals completed within month Further Security Requests Cash Calls Alerts Credit Agency Update 	<ul style="list-style-type: none"> 100% July securities renewed without issue. 13 Cash Calls issued this reporting month. No bank downgrades or credit agency alerts requiring action.
	<ul style="list-style-type: none"> Terminated Users Debt Administrator Updates 	<ul style="list-style-type: none"> 1 Supplier acting under Deed of Undertaking exited from industry following legal action Debt being pursued for 21 failed users (shippers & suppliers failed while operating under the Deed of Undertaking) totaling £70,783,376.30. Debt smeared to community via Energy Balancing Invoicing. Net value of £4,986,790.95 smeared to industry in July 2022.
	<ul style="list-style-type: none"> Escalations to Committee 	<ul style="list-style-type: none"> Updates shared to committee following exit from failed supplier.
	<ul style="list-style-type: none"> Invoicing Issues Late Paid Interest 	<ul style="list-style-type: none"> Late payment charges accrued in July net total £801.50 which will be invoiced in January 2023 via Energy Balancing. No invoicing issues reported.
	<ul style="list-style-type: none"> Focus Areas for next quarter Modifications 	<ul style="list-style-type: none"> Continuing to monitor financial institutions providing security and individual organisations through credit agencies.

Financial Institutions Headroom

Bank	Aggregate Limit	Available Head room %	Available Head Room £
SMBC Bank International plc	£35,000,000.00	14.28%	£4,999,000.00
DNB Bank ASA	£75,000,000.00	17.43%	£13,070,000.00
Mizuho Bank, Ltd.	£35,000,000.00	21.14%	£7,400,000.00
Lloyds Bank Corporate Markets plc	£35,000,000.00	37.14%	£13,000,000.00
Standard Chartered Bank	£75,000,000.00	42.00%	£31,500,000.00
Santander UK plc	£35,000,000.00	44.29%	£15,500,000.00
Societe Generale	£35,000,000.00	44.57%	£15,600,000.00
BNP Paribas	£75,000,000.00	51.13%	£38,350,000.00
HSBC Bank plc	£75,000,000.00	57.32%	£42,990,000.00
DBS Bank Ltd.	£75,000,000.00	60.67%	£45,500,000.00
Natixis	£35,000,000.00	65.71%	£23,000,000.00
Credit Agricole Corporate and Investment Bank	£75,000,000.00	65.77%	£49,325,000.00
Landesbank Hessen-Thuringen GZ	£75,000,000.00	66.67%	£49,999,000.00
SEB AB	£75,000,000.00	70.88%	£53,158,600.00
MUFG Bank, Ltd.	£75,000,000.00	72.00%	£54,000,000.00
Nordea Bank Abp	£75,000,000.00	72.80%	£54,600,000.00
Barclays Bank PLC	£35,000,000.00	75.71%	£26,500,000.00
ING Bank N.V.	£75,000,000.00	77.64%	£58,232,400.00
Danske Bank A/S	£35,000,000.00	78.29%	£27,400,000.00
JPMorgan Chase Bank, N.A.	£75,000,000.00	84.00%	£63,000,000.00
Credit Industriel et Commercial	£75,000,000.00	89.87%	£67,400,000.00
Svenska Handelsbanken AB	£75,000,000.00	91.79%	£68,845,000.00
DZ BANK AG	£75,000,000.00	93.13%	£69,851,000.00
HSBC UK Bank plc	£75,000,000.00	93.33%	£70,000,000.00
Citibank, N.A.	£75,000,000.00	96.10%	£72,074,000.00
Lloyds Bank plc	£75,000,000.00	98.67%	£74,000,000.00
Close Brothers Limited	£75,000,000.00	100.00%	£75,000,000.00
Rabobank	£75,000,000.00	100.00%	£75,000,000.00
Royal Bank of Canada	£75,000,000.00	100.00%	£75,000,000.00

Data correct as of 9.8.22

Document Classification: Public