



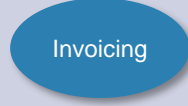



Energy Balancing Credit Committee Scorecard – April 2022

Subject Areas	Areas to cover	Monthly RAG
 <p>Cash Collection</p>	<ul style="list-style-type: none"> Actual percentage of Cash Collected by Payment Due Date Actual percentage of Cash Collected by Payment Due Date+2 Target - Average percentage of 98% at Payment Due Date over rolling 12 month period. Target – 100% collected at Payment Due Date +2 	<ul style="list-style-type: none"> 99.08% collected by Payment Due Date. 100% collected by Payment Due Date +2. 98.67% average at PDD over rolling 12 month period.
 <p>Security</p>	<ul style="list-style-type: none"> Security Renewals completed within month Further Security Requests Cash Calls Alerts Credit Agency Update 	<ul style="list-style-type: none"> 100% April securities renewed without issue. 11 Cash Calls issued this reporting month. No bank downgrades or credit agency alerts requiring action.
 <p>Debt</p>	<ul style="list-style-type: none"> Terminated Users Debt Administrator Updates 	<ul style="list-style-type: none"> Debt being pursued through administrators for 20 failed users (shippers & suppliers failed while operating under the Deed of Undertaking) totaling £43,746,276.35. Debt smeared to community via Energy Balancing Invoicing. Net credit value of £7,664,390.94 smeared to industry in April 2022.
 <p>Escalations</p>	<ul style="list-style-type: none"> Escalations to Committee 	<ul style="list-style-type: none"> No escalations this reporting month.
 <p>Invoicing</p>	<ul style="list-style-type: none"> Invoicing Issues Late Paid Interest 	<ul style="list-style-type: none"> Late payment charges accrued in April net total £1,450.30 which will be invoiced in January 2023 via Energy Balancing. No invoicing issues reported.
 <p>Outlook</p>	<ul style="list-style-type: none"> Focus Areas for next quarter Modifications 	<ul style="list-style-type: none"> Continuing to monitor financial institutions providing security and individual organisations through credit agencies. Team focus remains on early engagement with customers to identify any issues.

Financial Institutions Headroom

Bank	Aggregate Limit	Available Head room %	Available Head Room £
DNB Bank ASA	£25,605,000.00	17.43%	£13,070,000.00
Mizuho Bank, Ltd.	£62,000,000.00	21.14%	£7,400,000.00
Societe Generale	£25,605,000.00	28.57%	£9,999,000.00
Lloyds Bank Corporate Markets plc	£25,605,000.00	37.14%	£13,000,000.00
Santander UK plc	£62,000,000.00	44.29%	£15,500,000.00
Sumitomo Mitsui Banking Corporation	£25,605,000.00	45.60%	£34,200,000.00
Standard Chartered Bank	£25,605,000.00	55.43%	£19,400,000.00
HSBC Bank plc	£25,605,000.00	57.32%	£42,990,000.00
DBS Bank Ltd.	£25,605,000.00	60.67%	£45,500,000.00
Natixis	£25,605,000.00	65.71%	£23,000,000.00
Credit Agricole Corporate and Investment Bank	£25,605,000.00	66.09%	£49,565,000.00
BNP Paribas	£62,000,000.00	66.27%	£49,700,000.00
ING Bank N.V.	£25,605,000.00	66.34%	£49,751,400.00
Landesbank Hessen-Thueringen GZ	£25,605,000.00	66.67%	£49,999,000.00
MUFG Bank, Ltd.	£25,605,000.00	69.73%	£52,300,000.00
SEB AB	£62,000,000.00	71.01%	£53,258,600.00
Nordea Bank Abp	£25,605,000.00	72.80%	£54,600,000.00
Barclays Bank PLC	£25,605,000.00	75.71%	£26,500,000.00
Danske Bank A/S	£25,605,000.00	81.14%	£28,400,000.00
JPMorgan Chase Bank, N.A.	£25,605,000.00	84.00%	£63,000,000.00
Credit Industriel et Commercial	£25,605,000.00	91.20%	£68,400,000.00
Svenska Handelsbanken AB	£25,605,000.00	91.79%	£68,845,000.00
DZ BANK AG	£25,605,000.00	93.13%	£69,851,000.00
HSBC UK Bank plc	£62,000,000.00	93.33%	£70,000,000.00
Citibank, N.A.	£25,605,000.00	96.70%	£72,524,000.00
Lloyds Bank plc	£25,605,000.00	98.67%	£74,000,000.00
Royal Bank of Canada	£25,605,000.00	100.00%	£75,000,000.00
Rabobank	£25,605,000.00	100.00%	£75,000,000.00

Data correct as of 6.5.22