




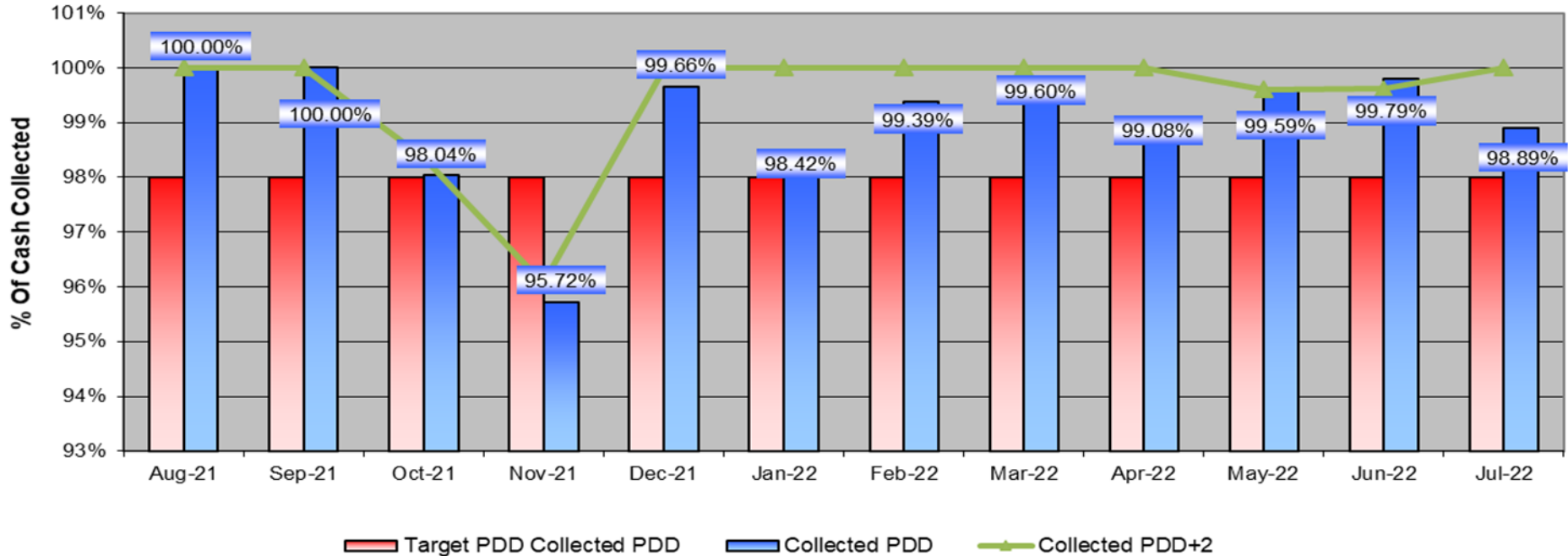
**Energy Balancing Committee
Operational Update**

August 2022 Quarterly Meeting

Energy Balancing Credit Committee Scorecard – Quarterly Meeting August 2022

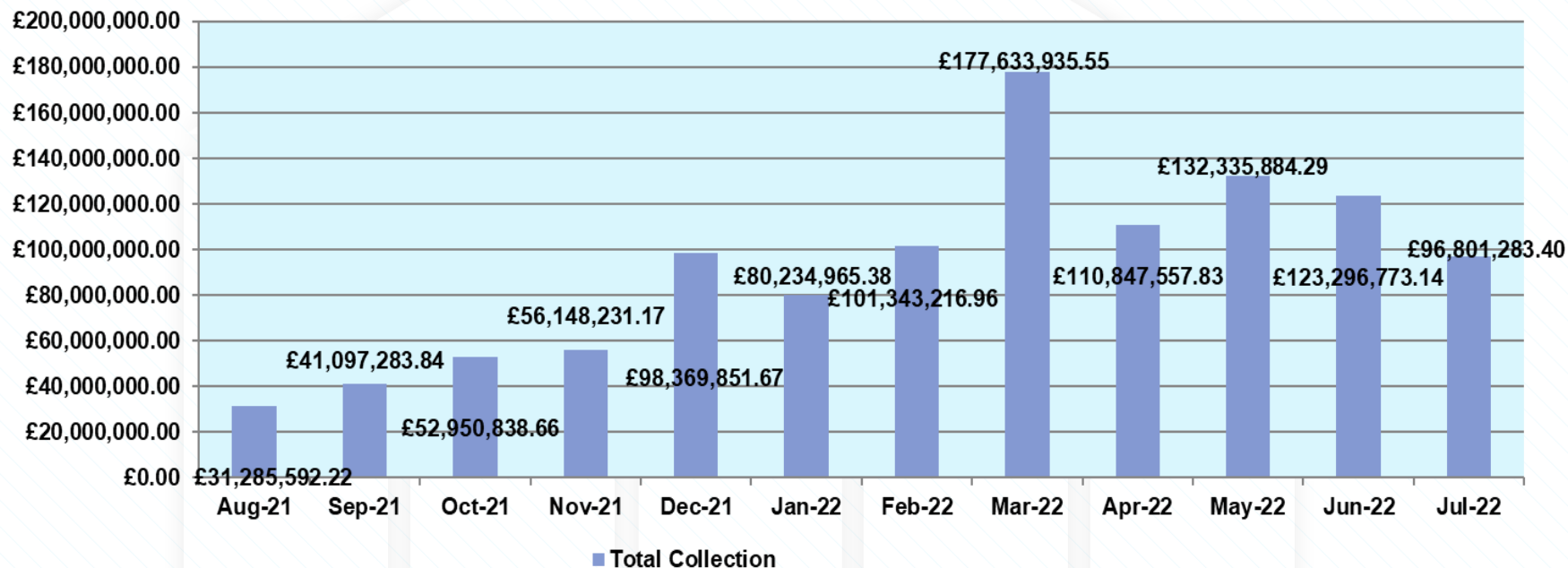
Subject Areas	Areas to cover	Quarterly RAG
	<ul style="list-style-type: none"> 98% average rolling 12 month period of Cash Collected by Payment Due Date 100% of Cash Collected by Payment Due Date +2 	<ul style="list-style-type: none"> Cash Collection targets achieved by Payment Due Date. Dip in performance at Payment Due Date +2 due to one user not paying their invoices. Failure to Pay Notices Issued – 10 May, 4 June and 7 July.

Monthly Breakdown Of Cash Collected At Payment Due Date



Debit Invoice Values

Monthly Breakdown of Invoices Due



Gas price increase from 2021
25th August 2021 114.44p/thm

[UK Natural Gas - 2022 Data - 2020-2021 Historical - 2023 Forecast - Price - Quote \(tradingeconomics.com\)](#)

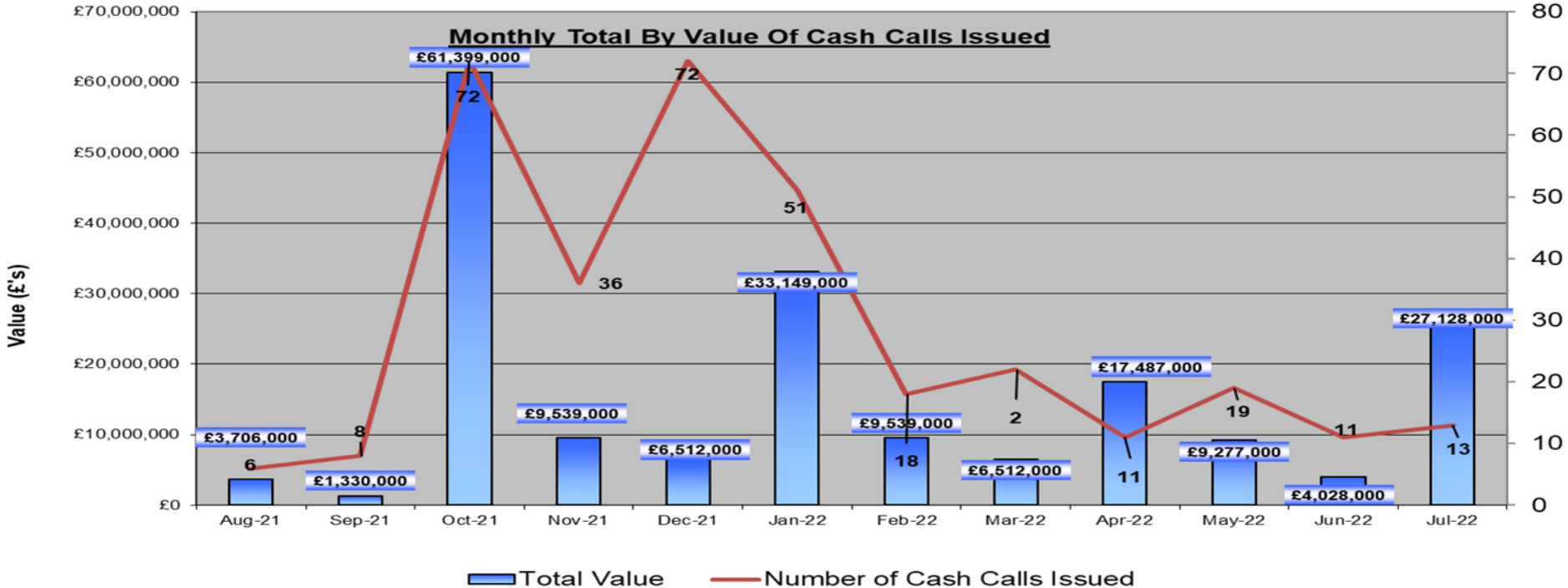
Invasion of Ukraine in February 2022
saw prices peak in March 2022.

Current gas price 24.08.22
499.99p/thm

[UK Natural Gas - 2022 Data - 2020-2021 Historical - 2023 Forecast - Price - Quote \(tradingeconomics.com\)](#)

Energy Balancing Credit Committee Scorecard – Quarterly Meeting August 2022

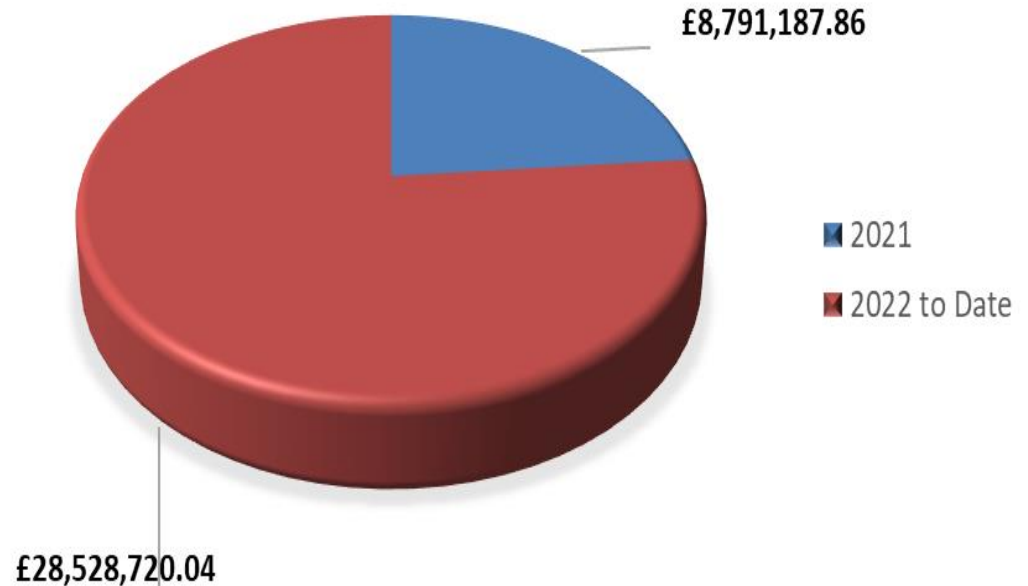
Subject Areas	Areas to cover	Quarterly RAG
	<ul style="list-style-type: none"> • Security Renewals completed within month • Further Security Requests • Cash Calls • Alerts • Credit Agency Update 	<ul style="list-style-type: none"> • All securities renewed ahead of expiry. • 0 bank downgrades or credit agency alerts requiring action. • 19 cash calls issued in May, 11 in June and 13 in July.



Industry Smear History

Year	Month Issued	Smear Value
2021	January	£40,338.18
2021	February	£2,743.27
2021	March	-£105,482.38
2021	April	£400,801.13
2021	May	£548,906.47
2021	June	£8,759.27
2021	July	£5,214,539.88
2021	August	£4,162,512.42
2021	September	£186,802.33
2021	October	-£1,285,848.55
2021	November	-£154,738.68
2021	December	-£228,145.48
2022	January	-£3,963,662.56
2022	February	£696,579.64
2022	March	£2,039,382.38
2022	April	£7,664,390.94
2022	May	£4,940,637.47
2022	June	£4,935,161.78
2022	July	£4,986,790.95
2022	August	£7,229,439.44

DEBT SMEARED IN 2021 & 2022



Upcoming Debt Smear

Overdues to be Issued on July EBI Issued September 2022	Failed User
-£7,180.31	BNT
£0.99	BTE
-£1,052.62	CNG
£3,891.62	CNG
-£402.28	CNG
£8,286,415.21	CNG
£394.51	CNG
£1,546,073.98	CNR
£68,942.57	DAL
£2.52	DAL
£1,341,048.11	EED
£30,819.33	EYS
£518.88	GOE
-£3,348.66	GRE
£14.50	GRE
£709.50	GSP
£543.60	GTE
£24,193.84	LCE
£14.90	LCE
£3,050.69	ORB
£1,540,157.46	PEC
£1.64	PEC
£5,317.41	PFE
£235,090.89	PFP
£6.27	PFP
-£49,841.78	SNL
-£357.48	UPB
£14,010.50	UPB
£14.39	UPB
£3,241.76	XCL
£1,489.38	ZOG

£13,043,781.32

Overdues to be Issued on August EBI Issued October 2022	Failed User
£7,684,410.71	CNG
£4,245.57	CNG
£1,545,335.08	CNR
£839.55	CNR
£58,940.17	DAL
£5.65	DAL
£221,905.78	EED
£33,617.86	EYS
£21.60	EYS
£643.44	GOE
£0.68	GOE
£18,432.26	GRE
-£1.40	GRE
£686.87	GSP
£0.01	GSP
£588.80	GTE
£1.10	GTE
£214.76	LCE
£3,302.87	ORB
£1,417,287.43	PEC
-£3.13	PEC
£5,972.34	PFE
£223,465.41	PFP
-£0.06	PFP
£20,204.81	SNL
-£56,072.00	SNL
£2,747.69	XCL
£1,618.64	ZOG

£11,188,412.49

Overdues to be Issued on September EBI Issued November 22	Failed User
£4,532,545.21	CNG
£52.05	CNG
£986,499.86	CNR
-£141.53	CNR
£10.34	CNR
£42,569.76	DAL
£70,761.93	EED
£23,850.98	EYS
£0.65	EYS
-£1,270.50	GOE
£198.73	GOE
-£6,997.39	GRE
£219.35	GSP
£421.37	GTE
-£0.06	GTE
£53,104.55	LCE
£0.05	ORB
£765,773.63	PEC
£13.24	PEC
£3,851.57	PFE
£0.38	PFE
£115,926.79	PFP
£1.16	PFP
£2,507.24	SNL
£1,349.59	XCL
£1,173.04	XCL
-£0.02	ZOG

£6,592,421.97



Action 0501

Individual Smear Values

Energy Balancing Adjustments – August 2022 Update

Users Affected	Billing Month	Energy Difference (Kwh)
32	Various	468,908,920

LDZ Measurement Error

Notification from Offtake Arrangements Workgroup that the large LDZ measurement error identified in Alrewas (EM) is likely to be included in September's invoicing.

A further error has been identified in Thornton Curtis (EM) which is expected to take 6 to 8 months to get to invoicing stage due to need for two independent experts to assess the error .

These charges will be invoiced via Amendment invoice. Xoserve Credit Team have requested invoicing team to share early insight of the charges per shipper to forecast impact of charges against affected shipper's credit limits and avoid any potential cash calls.

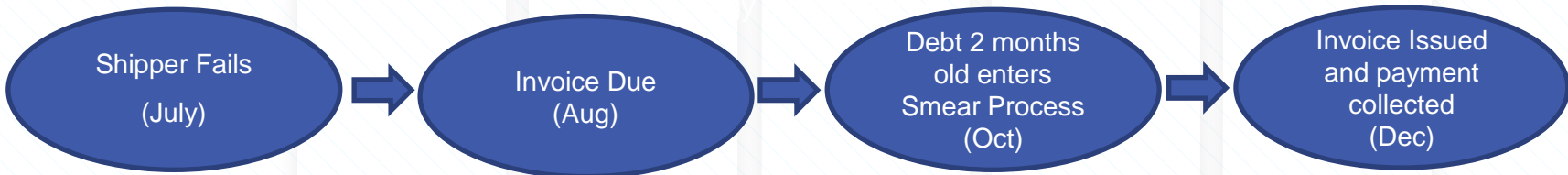
[Offtake Arrangements Workgroup 27 July 2022 | Joint Office of Gas Transporters \(gasgovernance.co.uk\)](#)



Neutrality Bank Account

Neutrality Bank Account

- Account used for credits and debits relating to Energy Balancing (in line with billing calendar)
- Payment of trades to/from market operator (ICE) settled within 2 days of trading day.
- Shortfall in account due to Shipper/Supplier failures and lag between debt occurring and debt recovered from industry.



- £10m agreed overdraft facility fully utilised with Barclays.
- £10m 'top up' by National Grid on 17th June 2022.
- Account currently in region of £6.5m credit (16/08)
- Suggest 1 month rather than 2 months before debt process commences.



CNG Portfolio Update



SCOTTISHPOWER

18

Orbit Energy 14
Entice Energy Supply 4

Home Energy Trading

4

Taken over by Foxglove but cannot confirm MPRNs due to Provisional Order on 5/7 (SLC 4B Financial Responsibility)

National Gas

2

Website indicates not taking on new customers due to market conditions

I.A.Z.F.S

2

Chasing to confirm MPRNs

octopus
energy

1

UK Energy Incubator Hub

SBGP

2

Chasing to confirm MPRNs

CNG

30 MPRNs
16/08/22



1

Igloo Energy Supply 1

CNG

£237.84
AVERAGE
CASH OUT
(per day)