

Gas
Transmission

NTSCMF

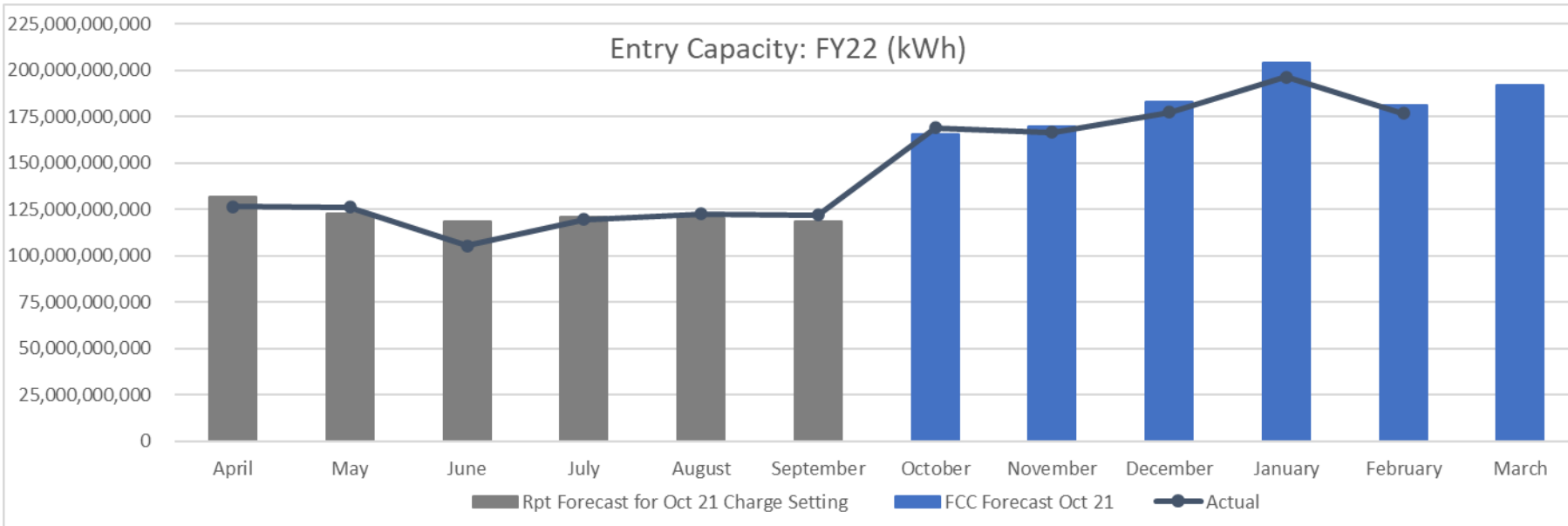
Capacity and Revenue Monitoring – Monthly Update

05 April 2022

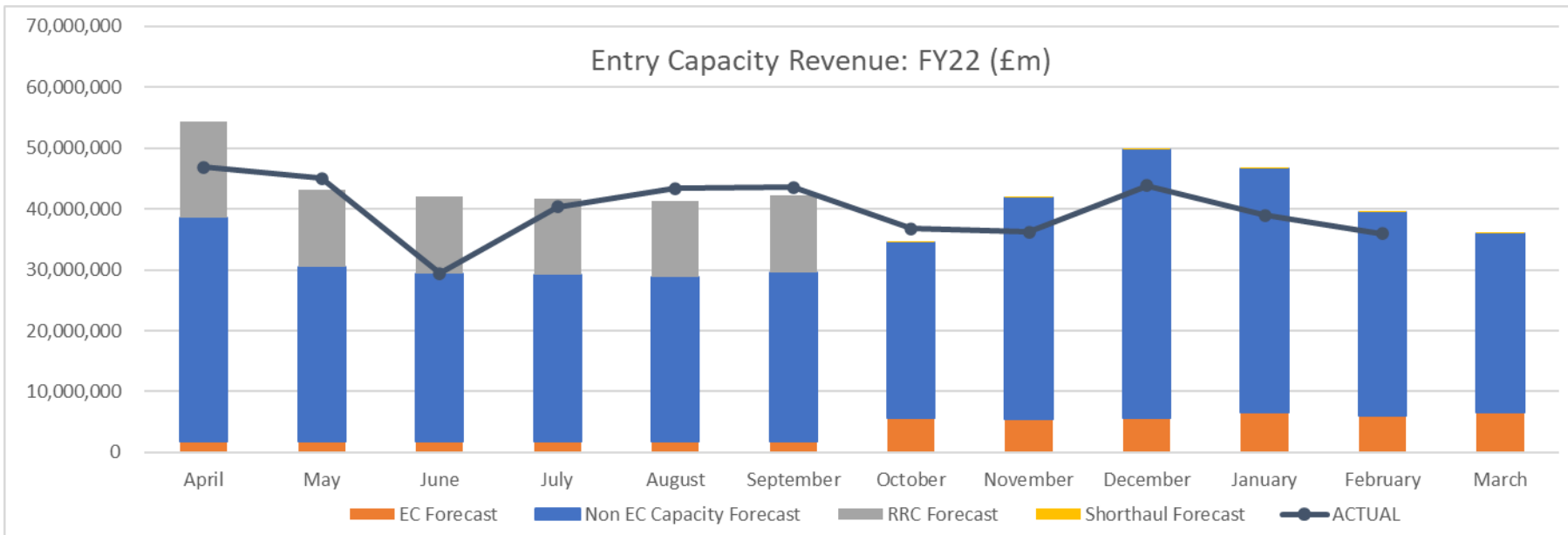
(updated)
nationalgrid



Entry Capacity & Revenue FY22 – at February 2022

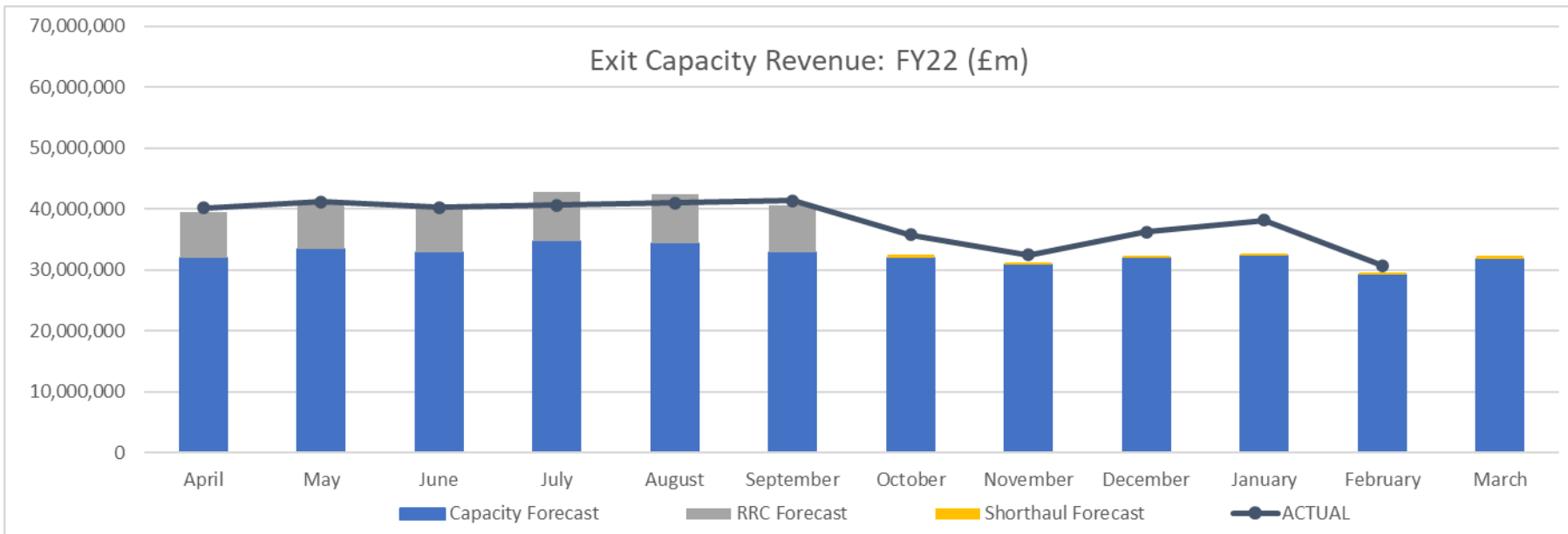
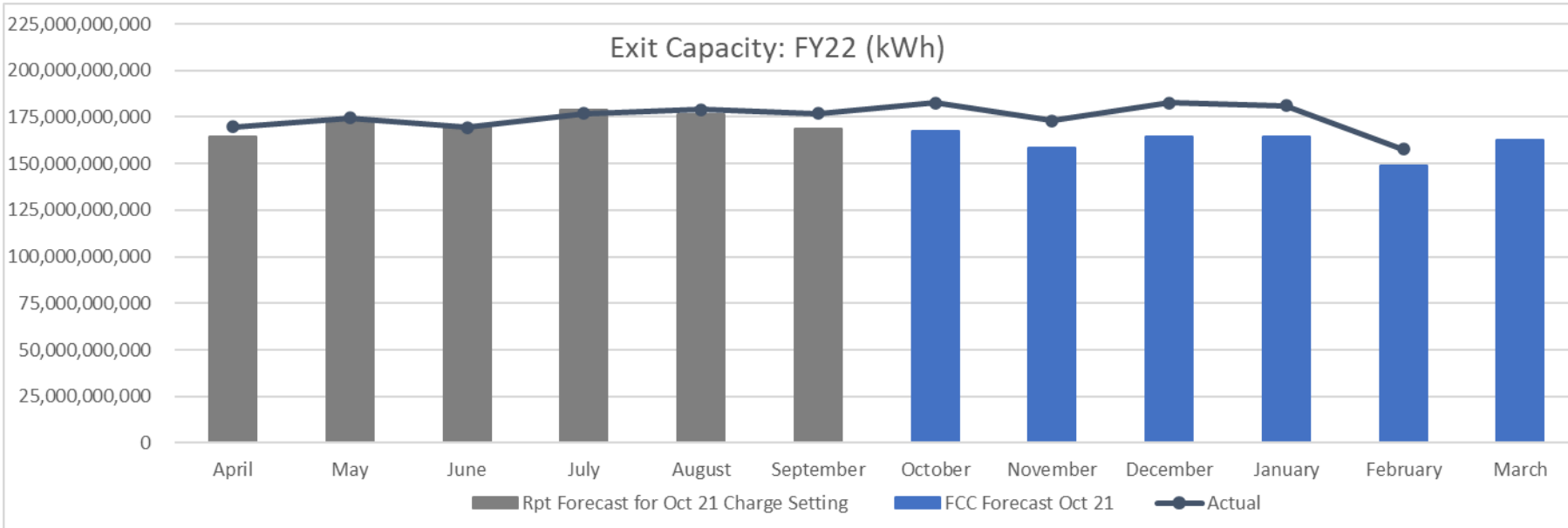


Capacity (YTD)	
Forecast to Date (FY)	1,636,240,904,673
Actual to Date (FY)	1,609,523,640,672
Variance	-1.7%



Revenue (YTD)	
Forecast to Date (FY)	£477.3m
Actual to Date (FY)	£444.5m
Variance	-£32.8m -6.9%

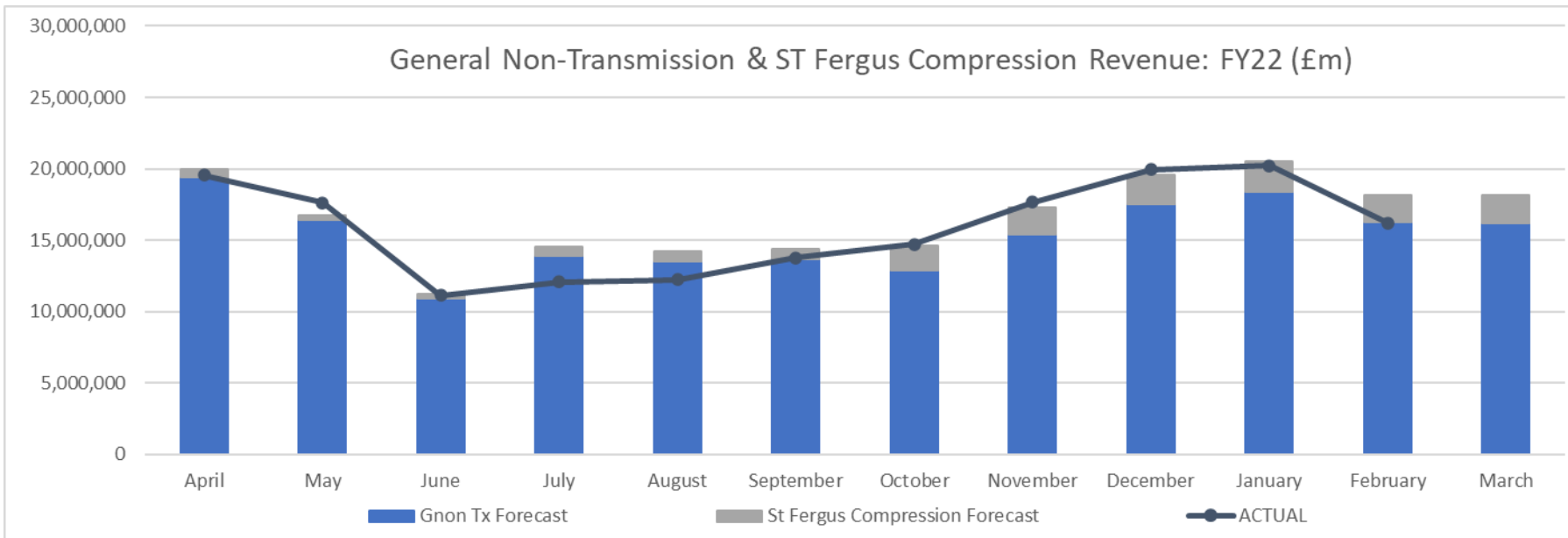
Exit Capacity & Revenue FY22 – at February 2022



Capacity (YTD)	
Forecast to Date (FY)	1,834,725,880,898
Actual to Date (FY)	1,923,717,618,299
Variance	4.6%

Revenue (YTD)	
Forecast to Date (FY)	£405.9m
Actual to Date (FY)	£417.9m
Variance	£12.0m 3%

General Non-Transmission & St Fergus Compression Revenue FY22 – at February 2022



Revenue (YTD)	●
Forecast to Date (FY)	£181.1m
Actual to Date (FY)	£175.1m
Variance	-£6.0m 3.3%

Note: This chart reflects the accuracy of charge setting (collection of revenues against target revenue at the time of charge setting) and does not reflect any additional costs / savings that may have been incurred within the Gas Year, e.g. Shrinkage Procurement Costs.

Gas
Transmission

Contacts

nationalgrid



Contacts

Colin Williams
Charging & Revenue Manager

Colin.williams@nationalgrid.com

Dave Bayliss
Revenue Lead

Dave.bayliss@nationalgrid.com

Kieran McGoldrick
Senior Charging Officer

Kieran.mcgoldrick@nationalgrid.com

General Questions

General Regulatory Change Queries
box.gsoconsultations@nationalgrid.com

General Charging Queries
box.NTSGasCharges@nationalgrid.com

General Capacity Queries
box.capacityauctions@nationalgrid.com

nationalgrid