


Overruns Reporting

Transmission Workgroup
2nd February 2023

national**grid**



Entry Overruns (Oct 21 – Mar 22)

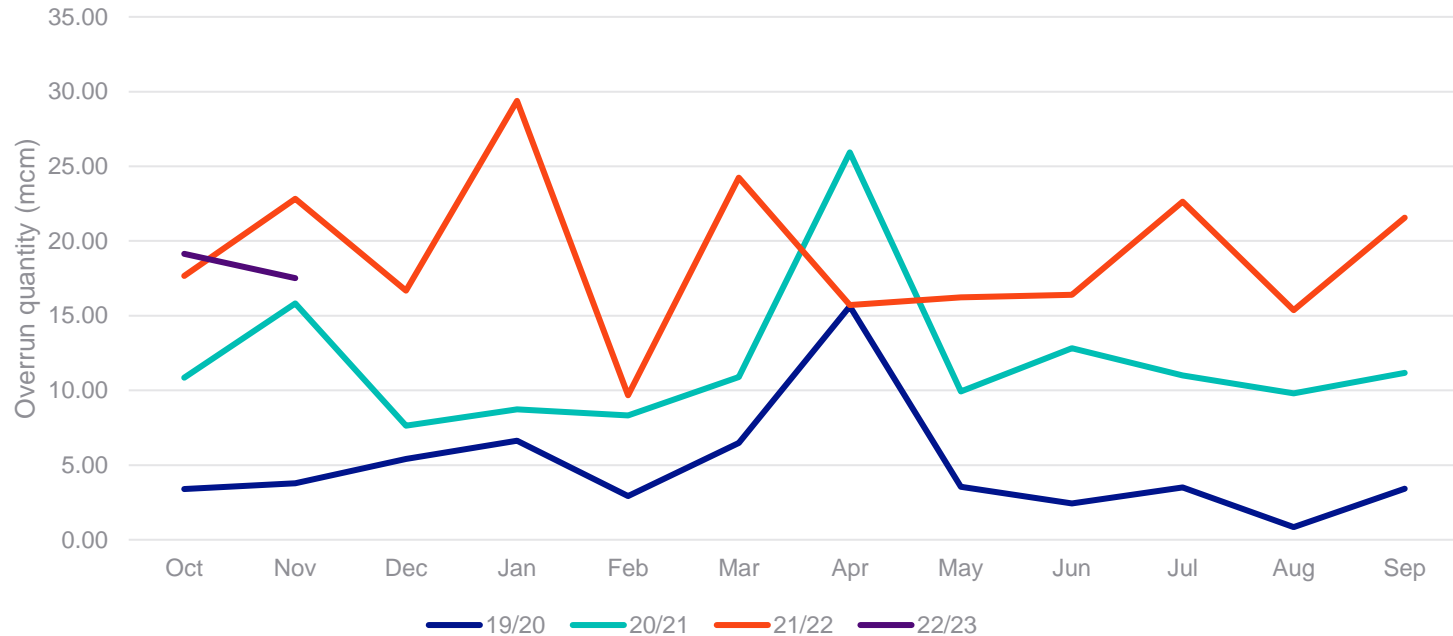
ENTRY	No of Overruns			Charge Quantity (mcm)			Charge Amount (£)		
	21/22	20/21	19/20	21/22	20/21	19/20	21/22	20/21	19/20
Oct	541	319	129	17.66	10.84	3.40	540,668	270,470	34,374
<i>largest (3)</i>	<i>User A</i>			0.97			29,646		
	<i>User A</i>			0.76			23,255		
	<i>User B</i>			0.67			20,637		
Nov	569	369	98	22.82	15.83	3.77	697,866	442,615	10,750
<i>largest (3)</i>	<i>User A</i>			0.89			27,320		
	<i>User B</i>			0.93			28,507		
	<i>User C</i>			0.79			24,316		
Dec	514	403	123	14.68	7.63	5.41	412,650	180,741	35,823
<i>largest (3)</i>	<i>User A</i>			0.62			19,010		
	<i>User D</i>			0.48			14,682		
	<i>User E</i>			1.65			14,237		
Jan	537	379	200	29.38	8.73	6.64	898,500	203,890	69,319
<i>largest (3)</i>	<i>User F</i>			8.53			261,054		
	<i>User F</i>			5.88			179,950		
	<i>User G</i>			0.79			24,157		
Feb	462	410	117	9.67	8.31	2.93	295,747	196,899	30,808
<i>largest (3)</i>	<i>User H</i>			0.47			14,396		
	<i>User B</i>			0.25			7,678		
	<i>User A</i>			0.25			7,584		
Mar	551	500	160	24.23	10.90	6.48	741,111	273,013	82,351
<i>largest (3)</i>	<i>User A</i>			10.59			323,852		
	<i>User I</i>			2.06			63,126		
	<i>User J</i>			0.80			24,335		

Entry Overruns (Apr 22 – Sep 22)

ENTRY	No of Overruns			Charge Quantity (mcm)			Charge Amount (£)		
	21/22	20/21	19/20	21/22	20/21	19/20	21/22	20/21	19/20
Apr	715	565	146	15.71	25.93	15.64	480,534	606,194	57,608
<i>largest (3)</i>	<i>User K</i>			<i>0.66</i>			<i>20,091</i>		
	<i>User K</i>			<i>0.59</i>			<i>17,977</i>		
	<i>User L</i>			<i>0.56</i>			<i>17,058</i>		
May	663	551	141	16.23	9.93	3.55	496,366	227,449	36,475
<i>largest (3)</i>	<i>User J</i>			<i>2.88</i>			<i>88,009</i>		
	<i>User C</i>			<i>0.56</i>			<i>17,078</i>		
	<i>User B</i>			<i>0.54</i>			<i>16,428</i>		
Jun	557	405	132	16.39	12.82	2.43	508,638.06	303,337	26,130
<i>largest (3)</i>	<i>User M</i>			<i>0.47</i>			<i>14,296</i>		
	<i>User N</i>			<i>0.46</i>			<i>13,939</i>		
	<i>User O</i>			<i>0.44</i>			<i>13,329</i>		
Jul	661	416	130	22.63	10.99	3.50	692,156.64	260,174	27,094
<i>largest (3)</i>	<i>User C</i>			<i>3.18</i>			<i>97,241</i>		
	<i>User C</i>			<i>3.14</i>			<i>96,026</i>		
	<i>User B</i>			<i>0.79</i>			<i>24,096</i>		
Aug	665	480	87	15.37	9.81	0.84	470,178.76	232,033	11,726
<i>largest (3)</i>	<i>User F</i>			<i>0.83</i>			<i>25,394</i>		
	<i>User M</i>			<i>0.40</i>			<i>12,089</i>		
	<i>User M</i>			<i>0.32</i>			<i>9,938</i>		
Sep	731	480	108	21.59	11.16	3.42	660,534.42	264,247	46,302
<i>largest (3)</i>	<i>User F</i>			<i>0.95</i>			<i>28,956</i>		
	<i>User N</i>			<i>0.66</i>			<i>20,292</i>		
	<i>User L</i>			<i>0.54</i>			<i>16,497</i>		
Total 2021/22 Gas Year	7,166	5,277	1,571	226	143	58	6,894,950	3,461,062	468,758

Entry Overruns

Entry Overruns - Yearly comparison



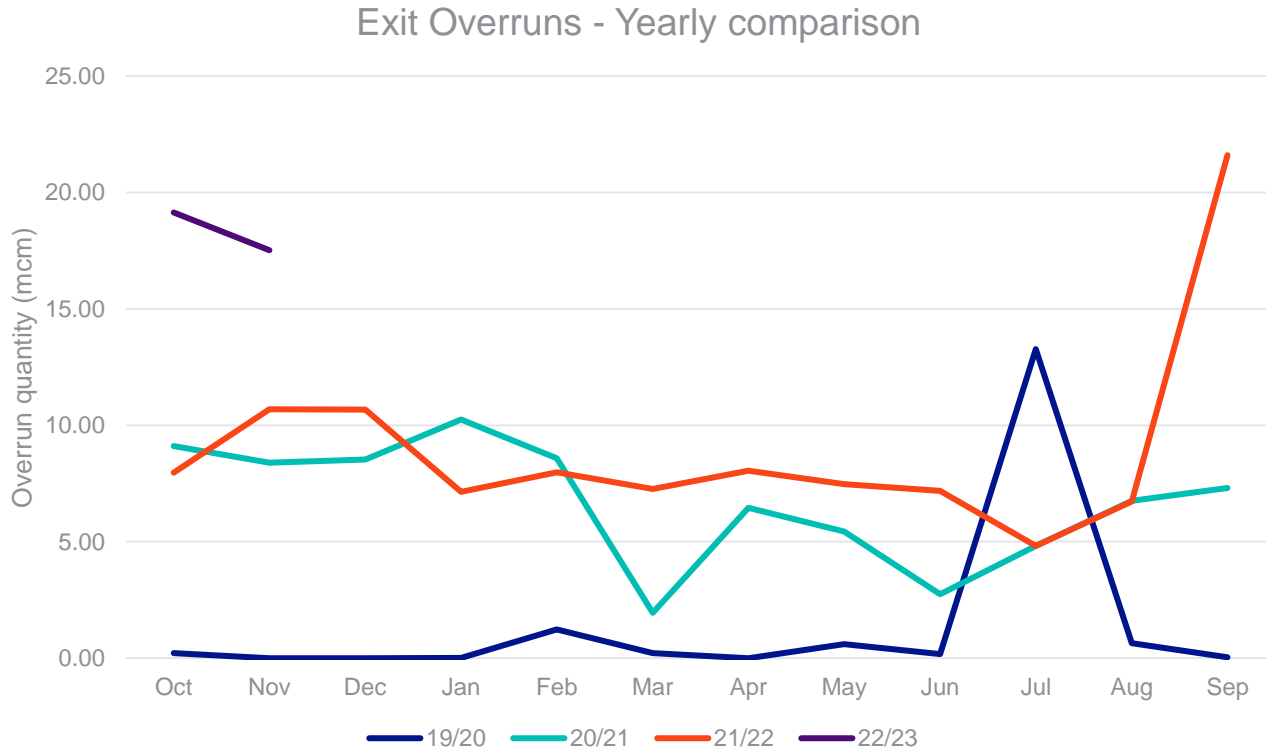
Exit Overruns (Oct 21 – Mar 22)

EXIT	No of Overruns			Charge Quantity (mcm)			Charge Amount (£)		
	21/22	20/21	19/20	21/22	20/21	19/20	21/22	20/21	19/20
Oct	174	137	1	7.97	9.11	0.21	104,048	111,795	2,875
<i>largest (3)</i>	User A			1.24		0.00	17,301		
	User B			1.04		0.00	14,489		
	User C			0.57			7,979	38	
Nov	235	536	0	10.69	8.40	0	138,166	102,317	
<i>largest (3)</i>	User D			0.79			11,030		
	User E			0.69			9,655		
	User E			0.63			8,733	21	
Dec	190	398	0	10.67	8.53	0	125,350	96,008	
<i>largest (3)</i>	User F			2.09			29,052		
	User C			1.33			18,512		
	User E			0.47			6,541		
Jan	201	142	2	7.15	10.25	0.02	85,106	131,627	1
<i>largest (3)</i>	User D			0.76			10,526		
	User B			0.42			5,836		
	User G			0.25			3,489		
Feb	181	166	8	7.98	8.59	1.24	83,295	92,832	8,746
<i>largest (3)</i>	User B			0.95			13,265		
	User E			0.42			5,800		
	User E			0.39			5,423		
Mar	167	144	5	7.27	1.94	0.22	88,724	23,634	20
<i>largest (3)</i>	User B			0.73			10,114		
	User H			0.68			9,418		
	User B			0.65			9,101		

Exit OVERRUNS (Mar 22 – Sep 22)

EXIT	No of OVERRUNS			Charge Quantity (mcm)			Charge Amount (£)		
	21/22	20/21	19/20	21/22	20/21	19/20	21/22	20/21	19/20
Apr	178	218	0	8.05	6.45	0.00	98,871	78,019	57,608
<i>largest (3)</i>	<i>User H</i>			<i>0.30</i>			<i>31,388</i>		
	<i>User B</i>			<i>0.46</i>			<i>6,443</i>		
	<i>User A</i>			<i>0.41</i>			<i>5,662</i>		
May	187	179	2	7.47	5.45	0.61	1,272,587	66,865	36,475
<i>largest (3)</i>	<i>User H</i>			<i>0.12</i>			<i>201,611</i>		
	<i>User H</i>			<i>0.11</i>			<i>191,836</i>		
	<i>User H</i>			<i>0.11</i>			<i>182,015</i>		
Jun	155	121	7	7.18	2.74	0.18	55,498	35,604	26,130
<i>largest (3)</i>	<i>User F</i>			<i>3.32</i>			<i>9,210.78</i>		
	<i>User A</i>			<i>0.59</i>			<i>8,260.93</i>		
	<i>User G</i>			<i>0.35</i>			<i>4,909.27</i>		
Jul	167	163	15	4.84	4.82	13.27	43,117	50,185	2,276
<i>largest (3)</i>	<i>User E</i>			<i>0.23</i>			<i>3,219.51</i>		
	<i>User F</i>			<i>1.13</i>			<i>3,125.85</i>		
	<i>User B</i>			<i>0.18</i>			<i>2,574.20</i>		
Aug	161	167	4	6.73	6.76	0.64	87,928	58,744	6,726
<i>largest (3)</i>	<i>User A</i>			<i>0.62</i>			<i>8,650</i>		
	<i>User A</i>			<i>0.53</i>			<i>7,444</i>		
	<i>User A</i>			<i>0.48</i>			<i>6,656</i>		
Sep	148	148	4	8.48	7.30	0.04	3,466,714	85,415	4
<i>largest (3)</i>	<i>User I</i>			<i>2.10</i>			<i>2,548,297.81</i>		
	<i>User J</i>			<i>0.70</i>			<i>842,561.93</i>		
	<i>User A</i>			<i>1.36</i>			<i>18,907.05</i>		
Total	2,144	2,519	48	94	80	16	5,649,404	933,044	140,860

Exit OVERRUNS



Gas Year 2022/23

ENTRY	No of Overruns			Charge Quantity (mcm)			Charge Amount (£)		
	22/23	21/22	20/21	22/23	21/22	20/21	22/23	21/22	20/21
Oct	585	541	319	19.1	17.7	10.8	544,726	540,668	270,470
<i>largest (3)*</i>	<i>User F</i>			3.1			95,641		
	<i>User M</i>			3.2			90,586		
	<i>User F</i>			0.7			18,533		
Nov	587	569	369	17.5	22.8	15.8	492,429.47	697,866	442,615
<i>largest (3)</i>	<i>User N</i>			1.0			26,706		
	<i>User N</i>			0.9			26,189		
	<i>User N</i>			0.9			25,903		
Total	1,172	1,110	688	37	40	27	1,037,156	1,238,534	713,085

EXIT	No of Overruns			Charge Quantity (mcm)			Charge Amount (£)		
	22/23	21/22	20/21	22/23	21/22	20/21	22/23	21/22	20/21
Oct	139	174	137	11.97	7.97	9.11	866,740.11	104,048	111,795
<i>largest (3)</i>	<i>User I</i>			0.89			758,924.06		
	<i>User F</i>			0.04			31,001.76		
	<i>User B</i>			5.27			15,313.39		
Nov	107	174	137	25.77	7.97	9.11	16,259,847.42	104,048	111,795
<i>largest (3)</i>	<i>User K</i>			3.36			4,302,116.93		
	<i>User K</i>			3.35			3,851,882.22		
	<i>User K</i>			2.50			2,842,909.83		
Total	246	348	274	38	16	18	17,126,588	208,097	223,590

national**grid**