

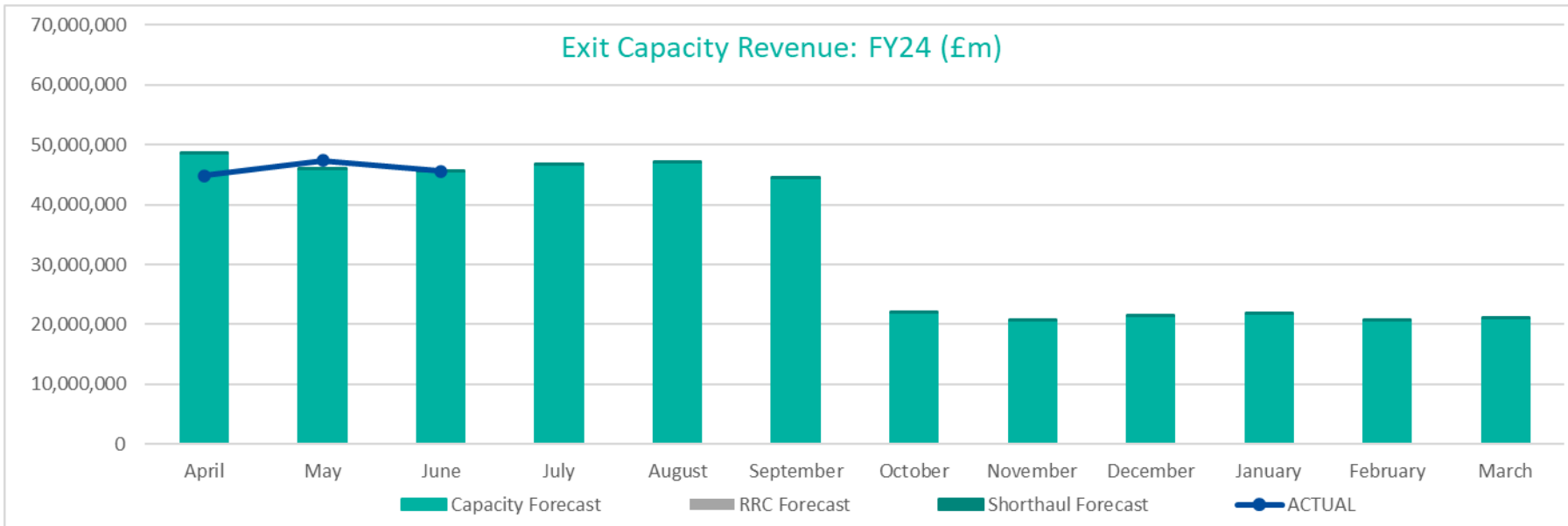
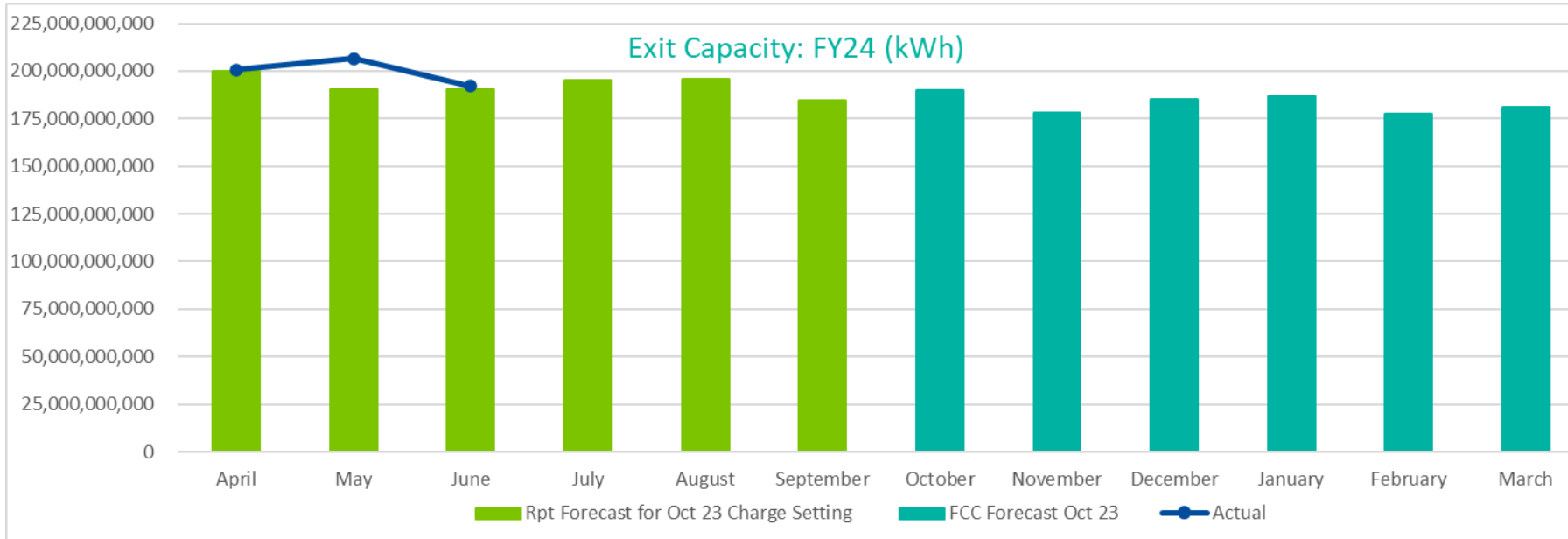


# FY24 Capacity and Revenue Monitoring – Monthly Update

August.2023 FY24 P3



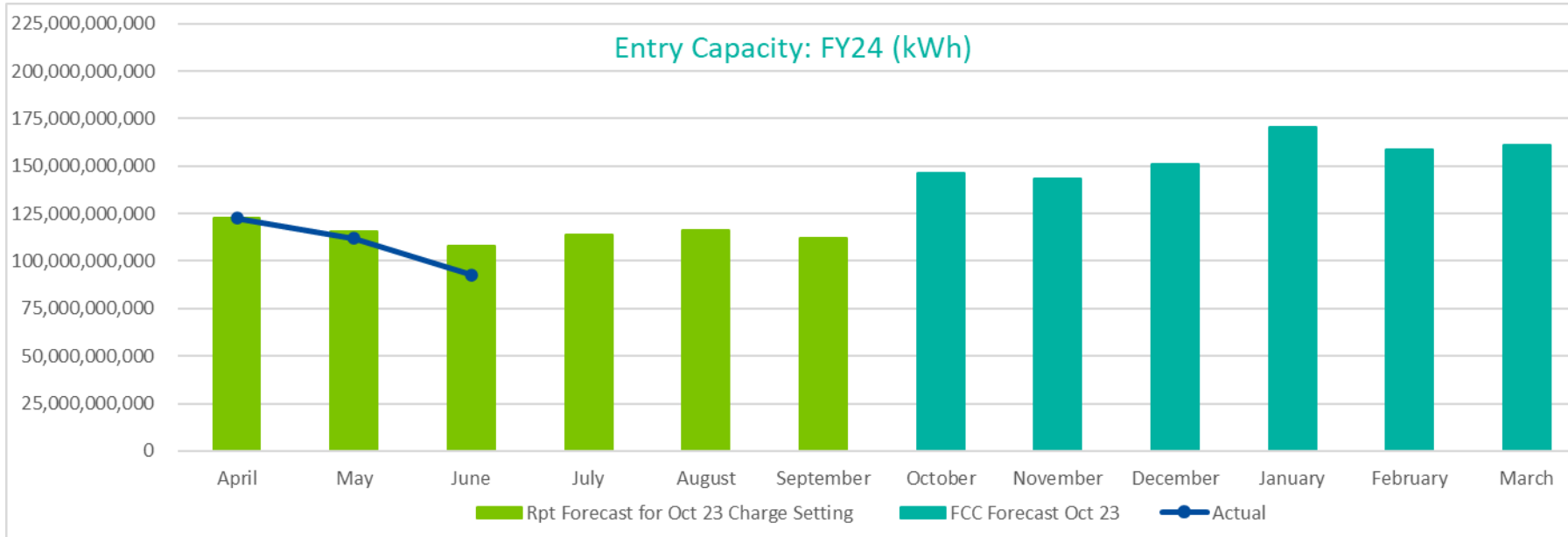
# Exit Capacity & Revenue FY24 – at June 2024



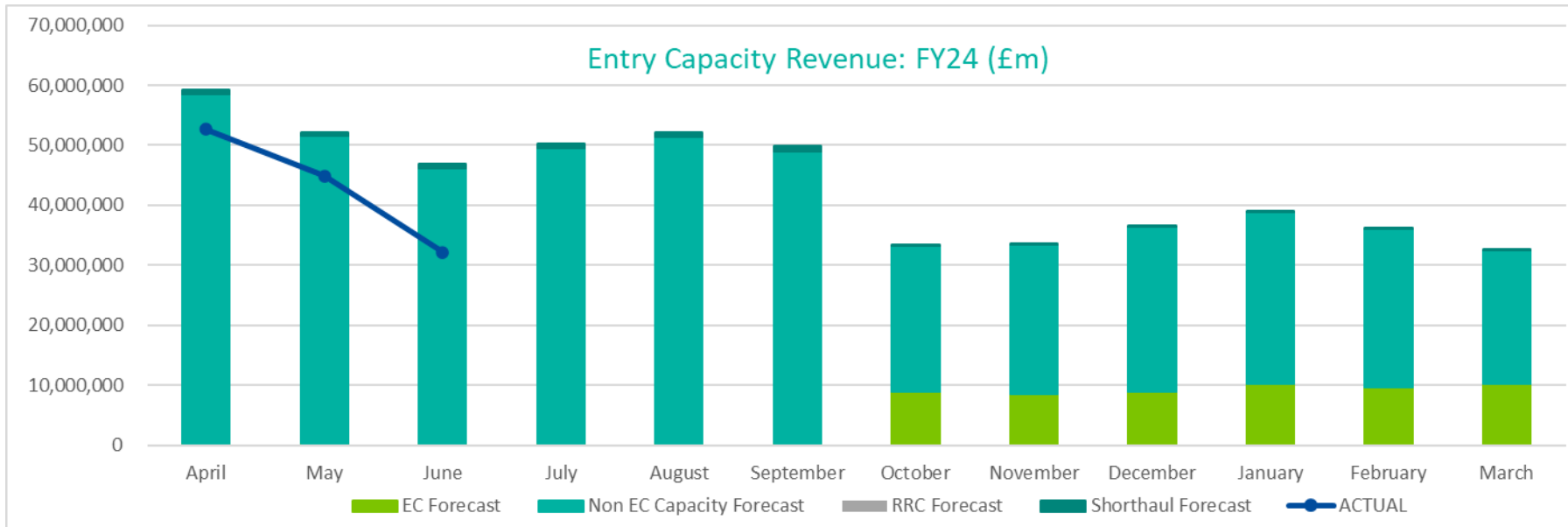
Capacity (YTD)	
Forecast to Date (FY)	580,490,632,790
Actual to Date (FY)	599,539,315,476
Variance	19,048,682,686 3.2%

Revenue (YTD)	
Forecast to Date (FY)	£140.4m
Actual to Date (FY)	£137.8m
Variance	-£2.6m

# Entry Capacity & Revenue FY24 – at June 2024

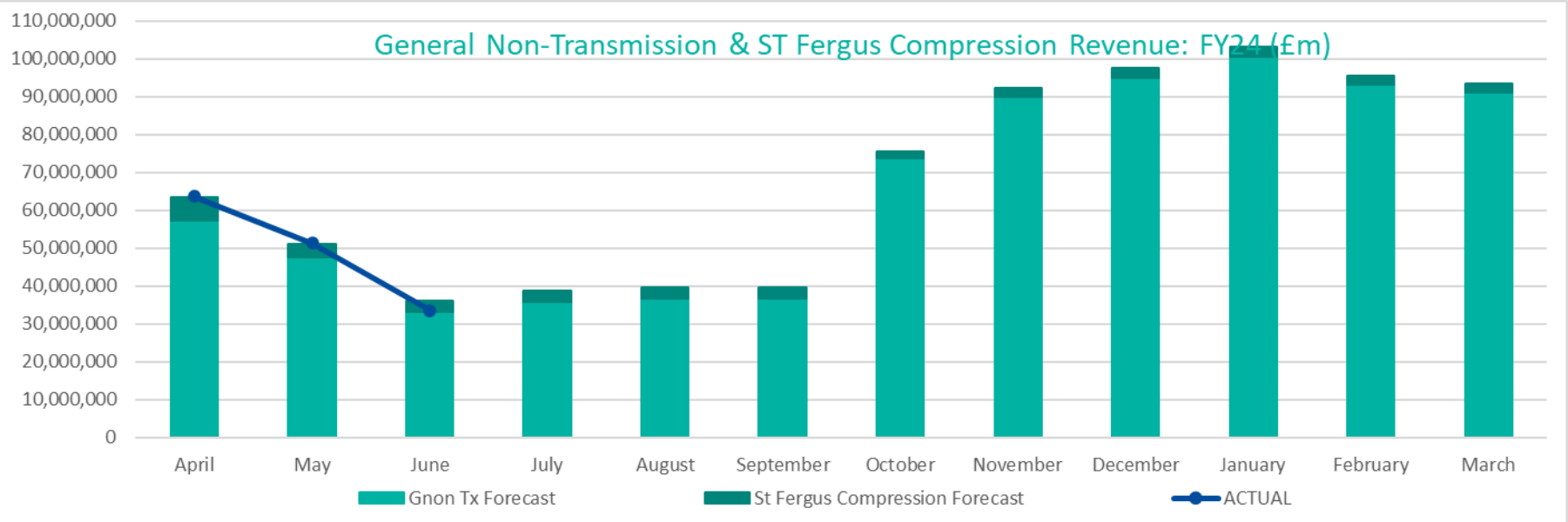


Capacity (YTD)	
Forecast to Date (FY)	346,395,937,244
Actual to Date (FY)	327,243,960,758
Variance	-19,151,976,486 -5.9%



Revenue (YTD)	
Forecast to Date (FY)	£158.4m
Actual to Date (FY)	£129.6m
Variance	-£28.7m

# General Non-Transmission & St Fergus Compression Revenue FY24 – at June 2024



Revenue (YTD)	
Forecast to Date (FY)	£151.1m
Actual to Date (FY)	£148.5m
Variance	-£2.5m

# Contacts

**Colin Williams**

Charging & Revenue Manager

[colin.williams@nationalgas.com](mailto:colin.williams@nationalgas.com)

**Dave Bayliss**

Revenue Lead

[dave.bayliss@nationalgas.com](mailto:dave.bayliss@nationalgas.com)

**Kieran McGoldrick**

Senior Charging Officer

[kieran.mcgoldrick@nationalgas.com](mailto:kieran.mcgoldrick@nationalgas.com)

## General Questions

---

**General Regulatory Change Queries**

[box.gsoconsultations@nationalgrid.com](mailto:box.gsoconsultations@nationalgrid.com)

**General Charging Queries**

[box.NTSGasCharges@nationalgrid.com](mailto:box.NTSGasCharges@nationalgrid.com)

**General Capacity Queries**

[box.capacityauctions@nationalgrid.com](mailto:box.capacityauctions@nationalgrid.com)

**Thank you**

