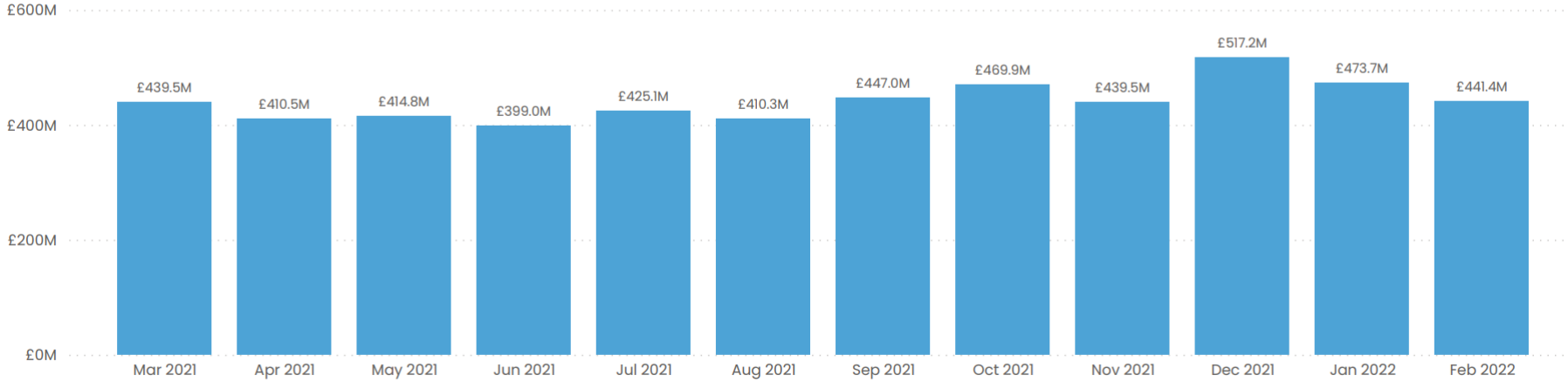




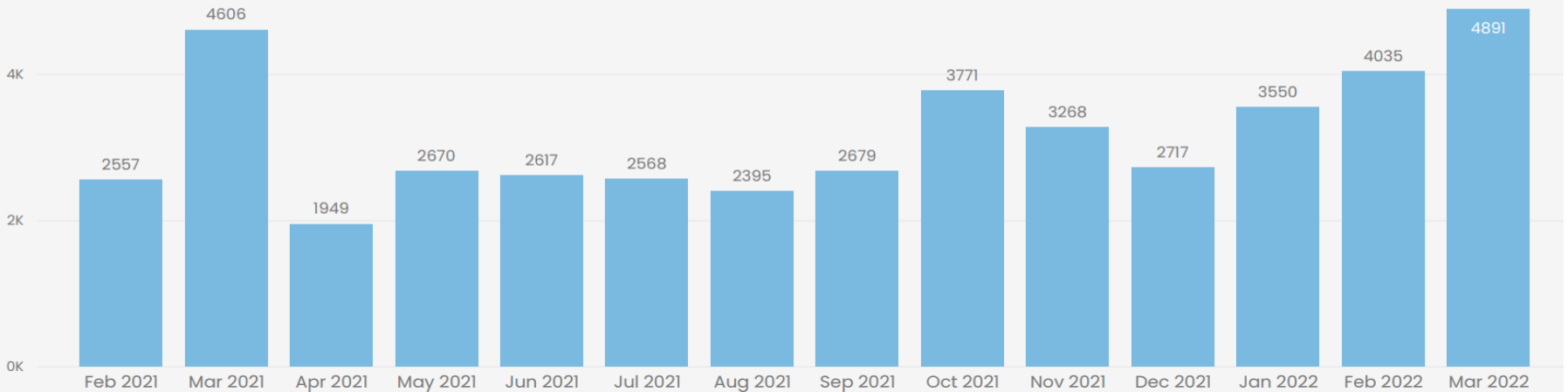
QUARTERLY INVOICING UPDATE

20th April 2022

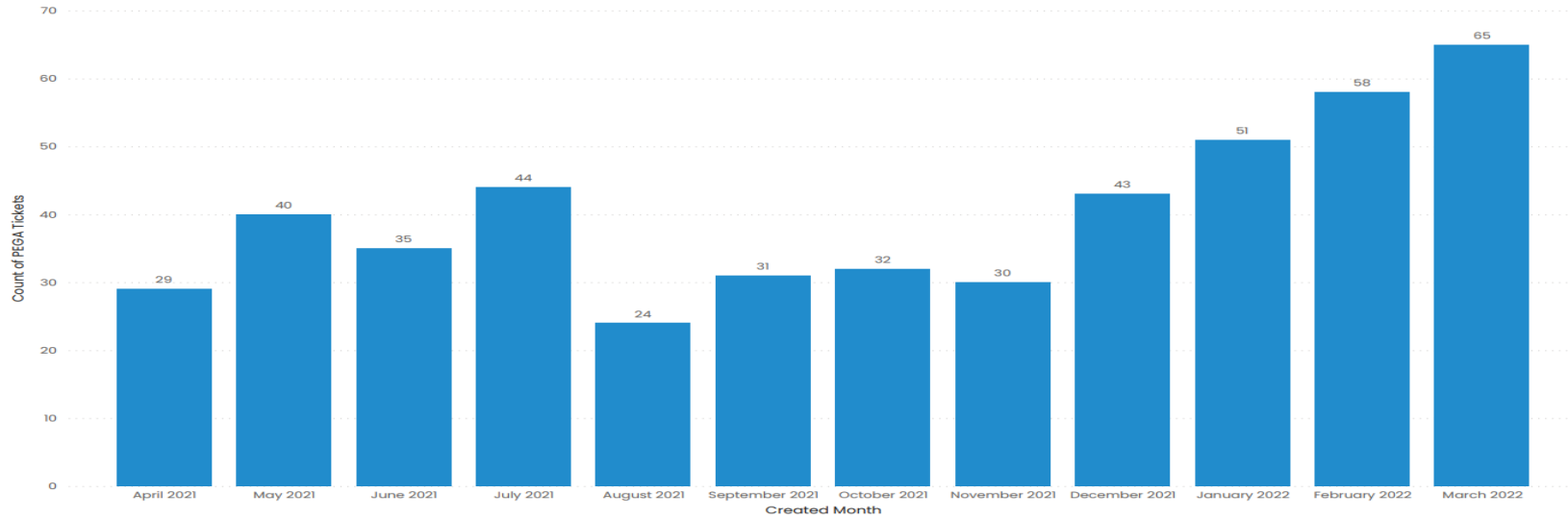
Monthly Totals for UNC and DSC Invoicing



Request for Adjustment Submissions



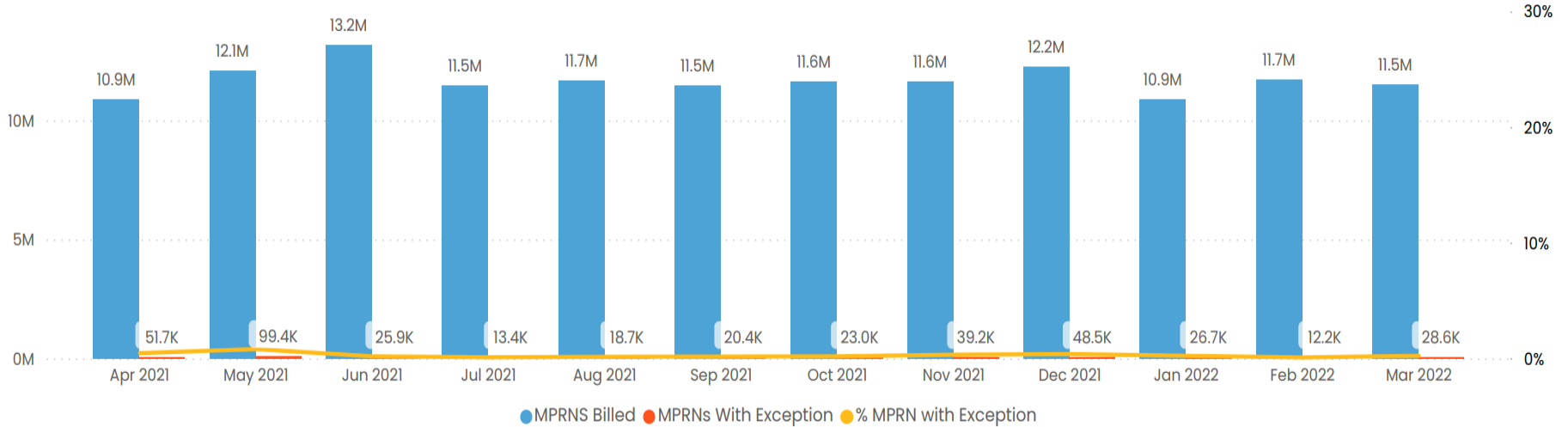
Distinct Count of PEGA Tickets Assigned to the Billing & Invoicing Team by Created Month



Energy Balancing Invoice Adjustments Backlog

	Feb-20	Oct-20	Feb-21	Jun-21	Oct-21	Jan-22	Mar-22
Number of Adjustments	102	49	6	3	1	64	78
Total Energy to be adjusted (kWh)	182,260,122	21,918,982	2,776,789	84,517	4,108	60,000,000	506,083,398

AMS - MPRNs Billed vs MPRNs with Exception



Month	MPRNS Billed	MPRNs With Exception	% MPRN with Exception vs MPRNs Billed
Apr 2021	10885224	51705	0.48%
May 2021	12088553	99377	0.82%
Jun 2021	13180870	25931	0.20%
Jul 2021	11472140	13383	0.12%
Aug 2021	11696145	18666	0.16%
Sep 2021	11457189	20360	0.18%
Oct 2021	11643483	22980	0.20%
Nov 2021	11630475	39219	0.34%
Dec 2021	12248192	48474	0.40%
Jan 2022	10905295	26725	0.25%
Feb 2022	11741438	12150	0.10%
Mar 2022	11528935	28563	0.25%