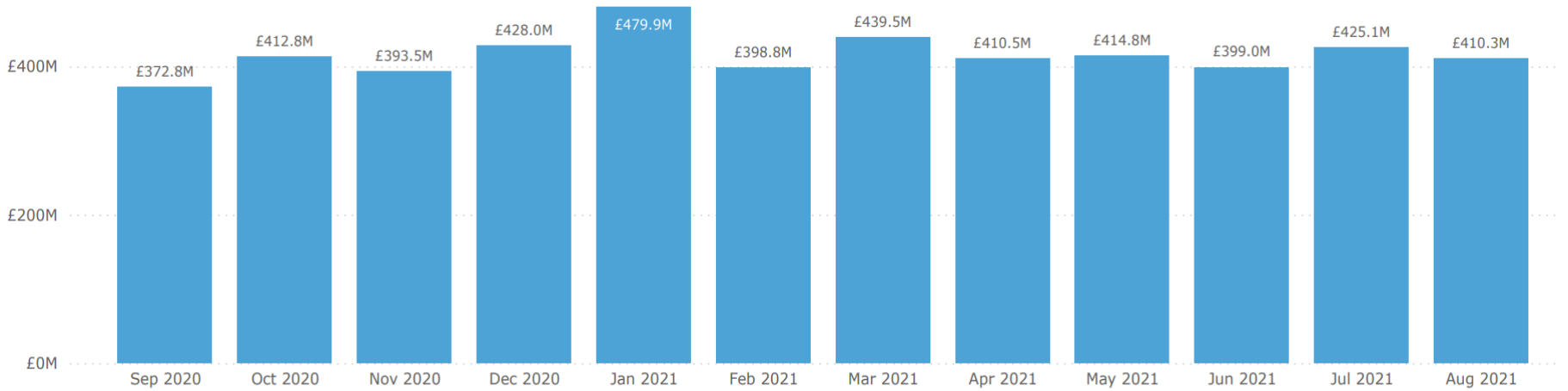




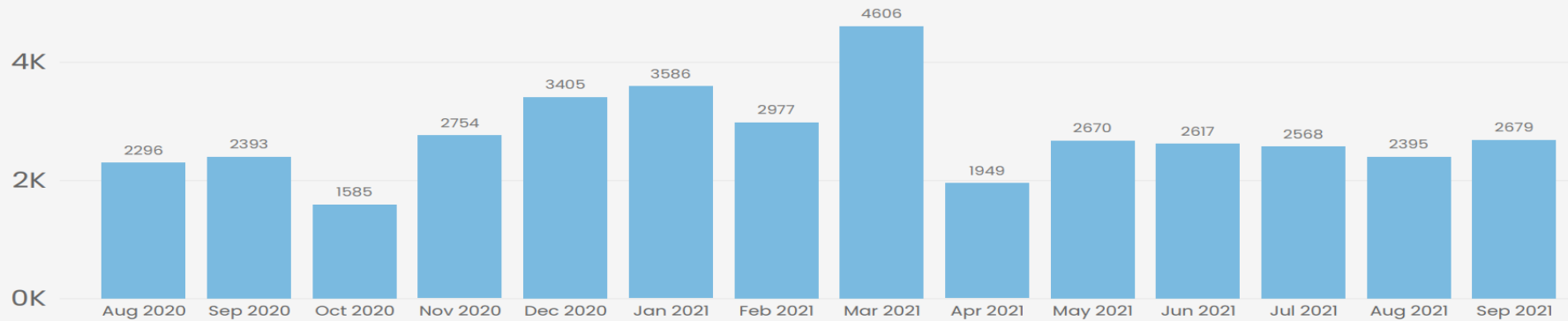
# QUARTERLY INVOICING UPDATE

20<sup>th</sup> October 2021

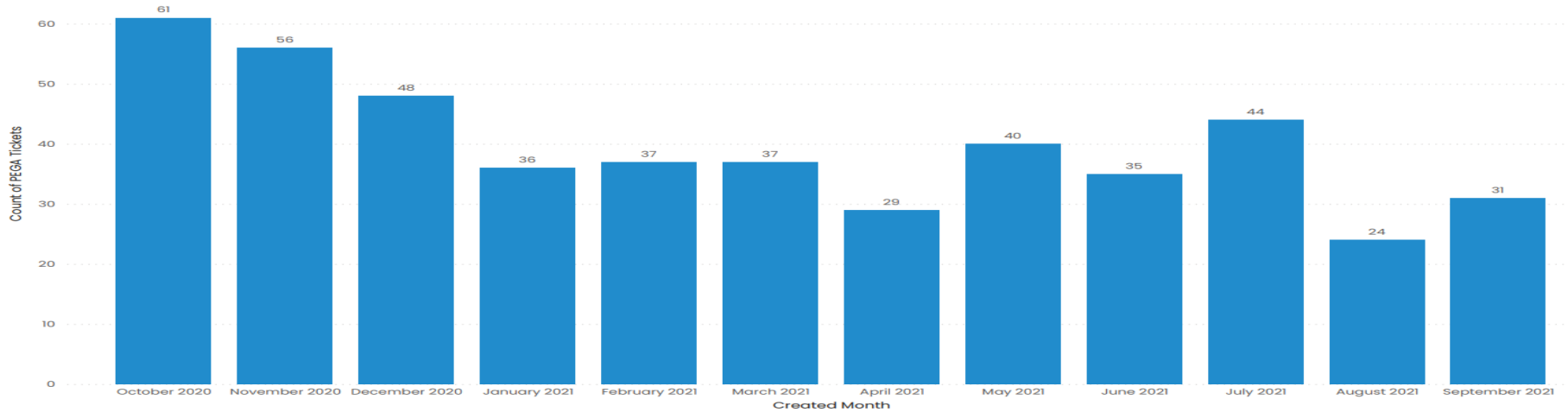
## Monthly Totals for UNC and DSC Invoicing



## Request for Adjustment Submissions



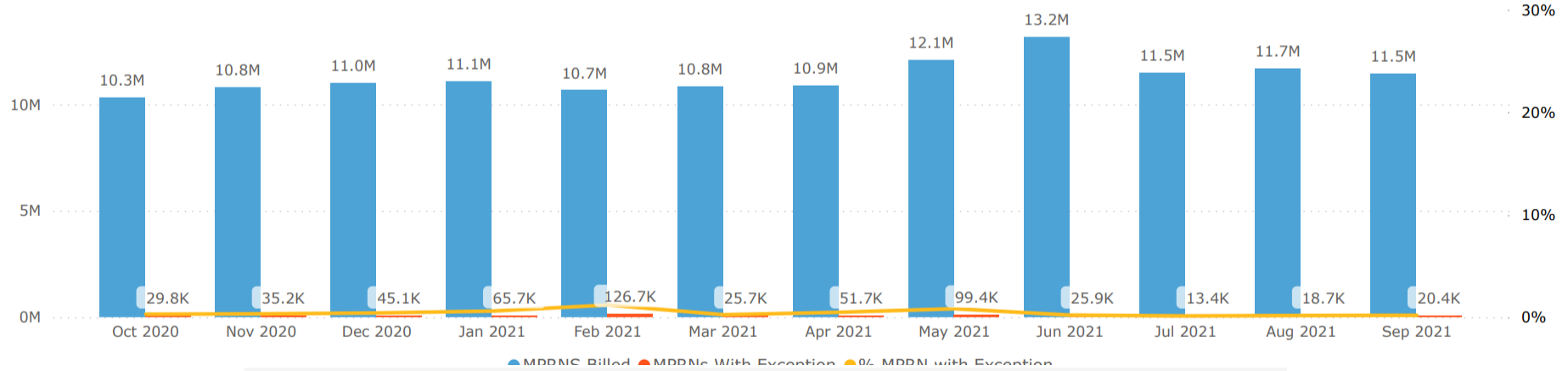
## Number of PEGA Tickets assigned to the Billing and Invoicing Team



## Energy Balancing Invoice Adjustments Backlog

|                             | Feb-20      | Oct-20     | Feb-21    | Jun-21 | Oct-21 |
|-----------------------------|-------------|------------|-----------|--------|--------|
| Number of Adjustments       | 102         | 49         | 6         | 3      | 1      |
| Total Energy to be adjusted | 182,260,122 | 21,918,982 | 2,776,789 | 84,517 | 4,108  |

## AMS - MPRNs Billed vs MPRNs with Exception



| Month    | MPRNS Billed | MPRNs With Exception | % MPRN with Exception vs MPRNs Billed |
|----------|--------------|----------------------|---------------------------------------|
| Oct 2020 | 10334318     | 29813                | 0.29%                                 |
| Nov 2020 | 10800486     | 35198                | 0.33%                                 |
| Dec 2020 | 10995039     | 45066                | 0.41%                                 |
| Jan 2021 | 11081470     | 65716                | 0.59%                                 |
| Feb 2021 | 10664132     | 126687               | 1.19%                                 |
| Mar 2021 | 10846067     | 25690                | 0.24%                                 |
| Apr 2021 | 10885224     | 51705                | 0.48%                                 |
| May 2021 | 12088553     | 99377                | 0.82%                                 |
| Jun 2021 | 13180870     | 25931                | 0.20%                                 |
| Jul 2021 | 11472140     | 13383                | 0.12%                                 |
| Aug 2021 | 11696145     | 18666                | 0.16%                                 |
| Sep 2021 | 11457189     | 20360                | 0.18%                                 |