


# Overruns Reporting

Transmission Workgroup  
3<sup>rd</sup> June 2021

national**grid**



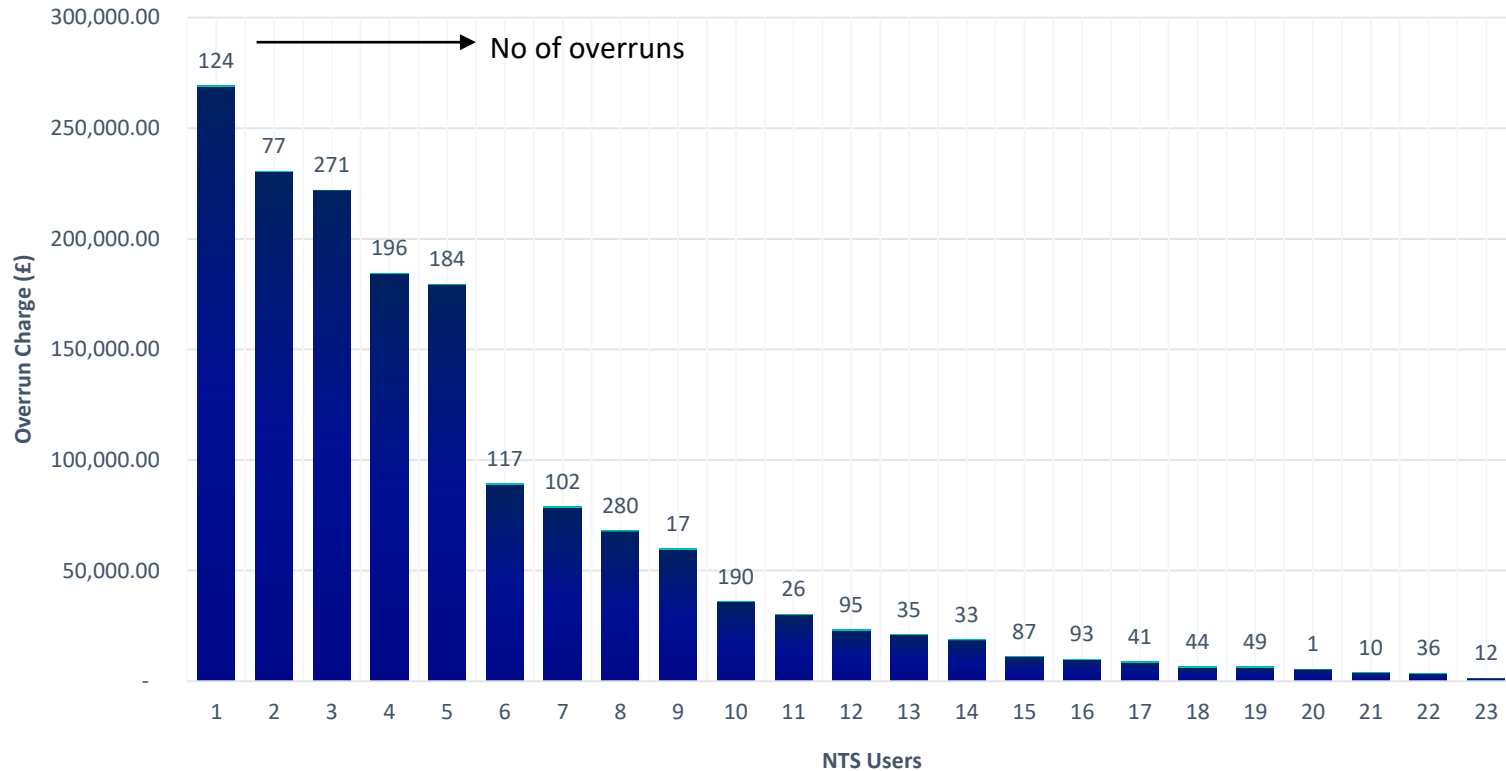
# Summary of Entry data (October 2020 – March 2021)

	No of Overruns		Charge Quantity (mcm)		Charge Amount (£)		No of Users		No of ASEPs	
	20/21	19/20	20/21	19/20	20/21	19/20	20/21	19/20	20/21	19/20
Oct	319	129	10.84	3.40	270,470.21	34,373.94	31	21	9	8
Nov	369	98	15.83	3.77	442,615.19	10,749.94	25	17	8	9
Dec	403	123	7.63	5.41	180,741.39	35,823.08	26	18	10	7
Jan	379	200	8.73	6.64	203,889.59	69,319.21	23	25	8	10
Feb	410	117	8.31	2.93	196,899.49	30,807.88	24	15	8	8
Mar	500	160	10.90	6.48	273,012.66	82,350.69	24	24	8	7
Total*	2380	667	62.24	28.64	1,567,628.53	263,424.74	153	120		
Increase	356%		217%		595%					

# Entry Overruns (October 2020 – March 2021)

% Overrun over Capacity booked	No of Overruns	Overrun Quantity (mcm)	Overrun charge (£)	No of overruns per User	Total number of Users
0.00-0.99%	1275	11.90	332,948.36	225/169/166/78/78/76/69/64/57/44/42/38/34/31+ 16 Users less than 30	30
1-2.99%	230	7.53	191,513.26	30/30/27/21/20/13/12/11/ 11/10+11 less than 10	21
3-9.99%	140	9.22	230,553.08	25/16/16/11/10 +14 less than 10	19
10-19.99%	47	7.46	173,984.72	15/5/5+ 9 less than 5	22
20-39.99%	93	6.34	152,667.69	57/19/6 + 4 less than 5	7
40%+	46	10.27	242,922.22	26/06 + 8 less than 5	10
<b>Negative overruns</b>					
Negative overruns	73	6.38	169,104.55	73	1
<b>No capacity booked</b>					
No capacity booked	476				
	<i>over £1K charge - 15</i>	2.39	56,645.87	9/1/1/1/1/1	7
	<i>under £1K charge - 461</i>	0.74	17,288.78	127/98/85/77/11/11/10+18 less than 10	25
<b>TOTAL</b> (including negative/no capacity booked)	<b>2380</b>	<b>62.24</b>	<b>1,567,628.53</b>		

## Entry Overruns (charges over £1K Oct 2020-Mar 2021)



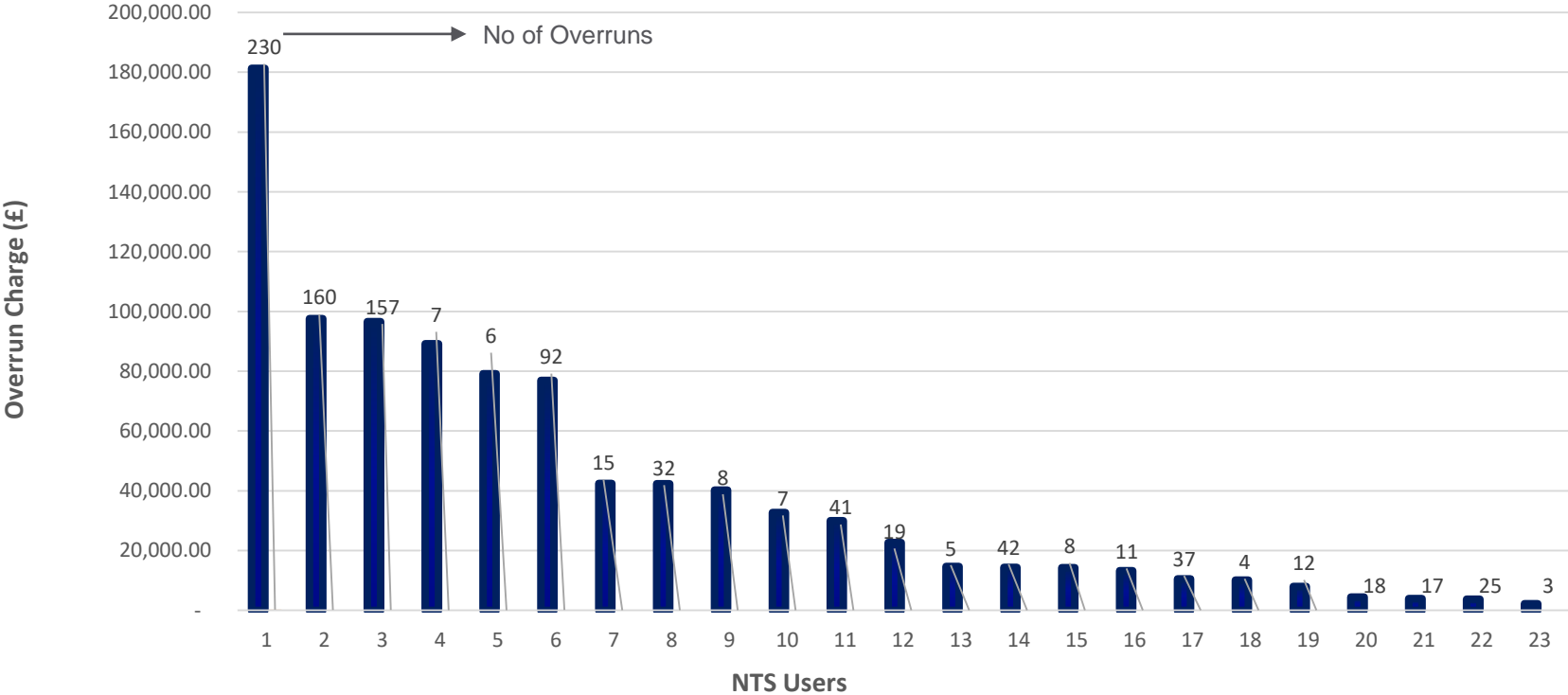
# Summary of Exit data (October 2020 – March 2021)

	No of Overruns		Charge Quantity (mcm)		Charge Amount (£)		No of Users		No of Offtakes	
	20/21	19/20	20/21	19/20	20/21	19/20	20/21	19/20	20/21	19/20
Oct	141	1	14.52	0.21	182,525.67	2,874.67	17	1	30	1
Nov	173	0	15.24	-	189,860.56	-	20	-	31	0
Dec	185	0	15.36	-	185,170.44	-	22	-	33	0
Jan	142	2	10.25	0.02	131,626.60	1.32	17	1	31	2
Feb	167	8	9.57	1.24	105,589.58	8,746.03	16	4	30	4
Mar	170	5	10.63	0.22	137,111.41	19.52	15	3	27	3
<b>Total</b>	<b>978</b>	<b>16</b>	<b>75.55</b>	<b>1.69</b>	<b>931,884.26</b>	<b>11,641.54</b>	<b>107</b>	<b>9</b>		

# Exit Overruns (October 2020 – March 2021)

No of Overruns	Overrun Quantity (mcm)	Overrun charge (£)	Sum of Overrun charge (£)	No of overruns per User	Total number of Users
406	0.89	0.01-100.00	10,880.32	110/83/59/23/21+17 Users	21
375	11.99	101.00-1000	151,316.94	81/74/47/44/31/13+18 Users	24
179	39.64	1,001-10,000	480,998.05	36/28/27/26+15 Users	19
14	15.37	10,001-20,000	188,561.81	3/3/2/2/1/1/1/1	8
4	7.66	20,000+	100,127.14	1/1/1/1	4
<b>TOTAL 978</b>	<b>75.55</b>		<b>931,884.26</b>		

# Exit OVERRUNS (charges over £1K Oct 2020 - Mar 2021)



national**grid**